



# Phonics Workshop

09.02.23




# Terminology

- Phonemes – The sounds we hear
- Graphemes – The letters we see written down
- Digraph – 2 letters that work together to make one sound
- Trigraph – 3 letters that work together to make one sound
- Split digraph – A vowel and a letter ‘e’ that are split by a consonant e.g. shake
- Blending – putting together the individual sounds to make a word
- Segmenting – Breaking a word down into its individual sounds

**Read Write Inc.**  
Phonics

# Understanding Phonics




00:06

**Read W**

<https://schools.ruthmiskin.com/training/view/gUsQxB05/1NIR71JY>  
Ctrl+Click to follow link

# How to say the sounds







## What do Read Write Inc lessons look like at Wigmore Primary School?

- Lessons take place daily from 9:00-9:40am
- Children are grouped based on their phonics knowledge and need, not their age.
- Children are assessed by the Phonics leader before every half term and then regrouped accordingly.
- Children's progress is monitored and 1:1 tuition is used in school to support children who need extra help to progress.
- Phonics lessons consist of a 'speed sound' lesson followed by reading activities and a story matched to their phonics learning.
- Children take home a book matched to their phonics group



## Set 1 Sounds:

### Set 1 single-letter Sounds

t s a m d g p n o i

u k b c f e

h l r j y w v x z



# Set 1 Special Friends:

## Set 1 Special Friends

sh qu ch ng th nk

ck ss ll ff



## Set 2 Sounds:

### Set 2

ay ow oo ee oo igh

or ou air oy ar ir



Set 3 Sounds:

Set 3

ea oi  $\widehat{a-e}$   $\widehat{i-e}$   $\widehat{o-e}$   $\widehat{u-e}$

aw are ur er ow ai oa

ew ire ear ure au  $\widehat{e-e}$  ue ie

ph wh kn tious tion cious

---

# Resource's and strategies used during phonics 'speed sound' lessons

- Speed sound cards
- Green word cards
- Special friends
- FRED talk
- Read the word
- Fred in your head
- Speed read
- Fred I spy e.g. I spy something r-e-d
- Fred games e.g. Fred's fridge e.g. m-i-l-k or l-ee-k
- Fred's Wardrobe e.g. s-c-ar-f



**Read Write Inc.**  
Phonics

# The Phonics Screening Check

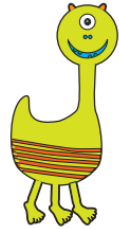


00:05

# What will the children read?

Children read a mix of 'real' and 'alien' or nonsense words.

dop




plug

meck



fried

zome



cute






# Phonics Screening Check 2023 – Key Information

- National test sat by all children in Year 1
- This year schools will take the test sometime during the week beginning Monday 12<sup>th</sup> June
- Pass mark is usually 32/40
- Children who do not reach this pass mark will resit the check again in Year 2
- Your child will sit with a teacher 1:1 and complete the test
- Usually the test takes around 10 minutes
- We will inform you of your child's result and if they have passed following the test
- If your child does not reach the pass mark they will retake the screening test in Year 2



# How can you support your child?

- 
- READ READ READ!
  - The most important thing you can do is read regularly with your child.
  - Please spend 10 minutes every night reading with your child and then comment and sign their yellow reading record book
  - If your child is struggling with a word encourage them to use FRED TALK... in other words reading the individual sounds then blending.
  - Watch out for teachers sending home video links to the RWI virtual classroom – Starting after half term.
  - These will be sent home weekly using google classroom
  - These are short 5 – 10 minute videos the children can join in with
  - Play Fred games – Fred I spy/Fred's fridge/Fred's wardrobe

---

# Listening to your child read





Thank you for coming.

Any Questions?