

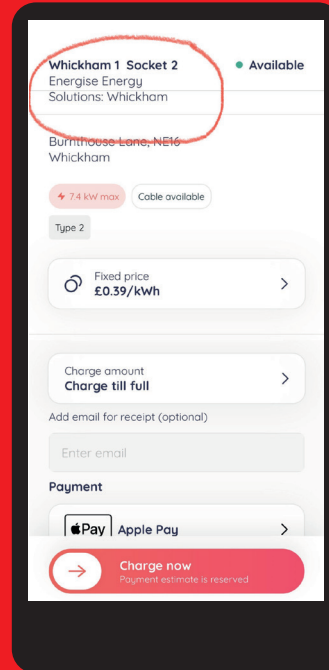
A few easy steps to start your charging.

1



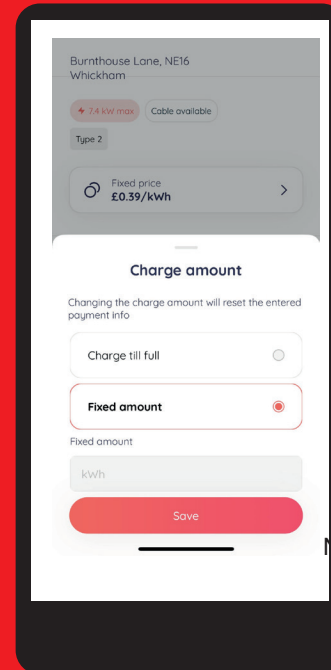
Scan the QR Code as shown above with the camera on your smart phone.

2



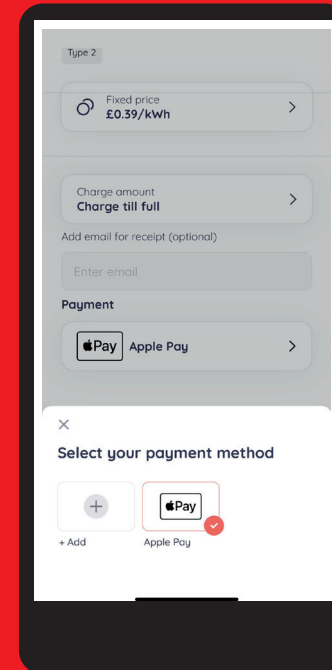
Make sure the charging point / socket number match at the top of your screen with the EV Charge Unit as shown above the QR Code.

3



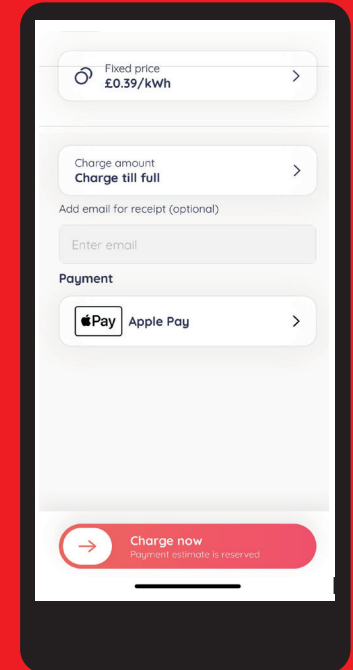
Next select your charge amount. You can choose a fixed amount or simply charge until full.

4



Then choose your preferred payment method. Credit Card, Debit Card or Apple Pay

5



Finally swipe the arrow from left to right on your phone screen with your finger and charging will begin.