

# Inviting another parent/guardian to join your appointments


You can give one other parent/guardian access to join your video appointments in respect of each student linked to you that is involved in the conference. You can grant this access at the time of booking, or later if required.


1. Once you have made your bookings (or when you later log in and go to *My Bookings*) click on the *Invite Parent/Guardian* link at the top of the list of your bookings. If you have already sent an invitation this link will show as *Manage Invites* instead.


January Progress Meeting


3 appointments from 16:00 to 16:25

Tuesday, 12th January

 Print

 Amend Bookings

 Invite Parent/Guardian

 Subscribe to Calendar

This is to allow parents and teachers to discuss progress last year and will take place on 12th January.

|               | Teacher           | Student      | Subject |
|---------------|-------------------|--------------|---------|
| 16:00         | Mrs Anita Abell   | Sophie Aaron | Science |
| 16:05         | Mr Geraint Davies | Liz Aaron    | Music   |
| 10 minute gap |                   |              |         |
| 16:20         | Mr John Atkinson  | Chris Aaron  | English |

2. You will then be presented with a box asking for the details of the parent/guardian to be given access.

If there is more than one student linked to you and involved in the evening they will all be shown.

Invite Parent/Guardian

×

You may invite an additional parent/guardian to also attend the video call.

Name \*

Jane Aaron

Email \*

jaaron@test.com

Anyone with access to the email will be able to join the video call

☒

I consent to sharing my name, student name, and list of appointments

Invite to all appointments for the following students:

☒

Sophie Aaron

☐

Liz Aaron

☐

Chris Aaron

Send Invite

Close

You **must** enter a *Name*, and an *Email address*, as well as tick the box to consent to that person being given access to the information used to make the appointments.

If there is more than one student linked to you, choose the student(s) in respect of whose appointments the access to this person will be granted.

When you click the blue *Send Invite* button an email is sent to the address entered, giving them a link and details on how to join the call.

Here is an example of what the invite email looks like:

# Video Call Invitation

## Primary School Parents' Evening

You have been invited by Rachael Abbot to appointments which take place by video call.

Click the button below to join the video call on the day, or to test your camera/microphone at any time:

[Join Video Call](#)

Or paste this link into your browser:

<https://greenabbey.schoolcloud.co.uk/guests/video/39372?guestToken=26fac3787e3d4a829e54045e4fc14e53>

The appointments are as follows:

| Date                  | Time  | Student      | Teacher       | Department |
|-----------------------|-------|--------------|---------------|------------|
| Monday, 21st December | 16:10 | Ben Abbot    | Mr J Sinclair | English    |
| Monday, 21st December | 16:20 | Andrew Abbot | Mr J Sinclair | English    |

3. You will then see a *Manage invites* box that shows your sent invitation(s), allows you to add another invite if you have any more available (the person invited can be different for each student, if wished), and allows you to *Resend* invites or *Remove* them.

## Manage Invites

You may invite an additional parent/guardian to also attend the video call.

[New Invite](#)

[Invite Parent/Guardian](#)

[Current Invites](#)

To change invited guests, please remove and then invite again.

**Elizabeth Aaron**

eaaron@test.com

For: Liz Aaron

[Resend Invite](#)

[Remove](#)

**Jane Aaron**

jaaron@test.com

For: Sophie Aaron

[Resend Invite](#)

[Remove](#)

[Close](#)

If you click *Remove* the link in the previously sent invitation will no longer work and that person can no longer join the video call.