

YEAR 10 — SIMILARITY...

Congruence, similarity & enlargement

What do I need to be able to do?

By the end of this unit you should be able to:

- Enlarge by a positive scale factor
- Enlarge by a fractional scale factor
- Identify similar shapes
- Work out missing sides and angles in similar shapes
- Use parallel lines to find missing angles
- Understand similarity and congruence

Keywords

Enlarge: to make a shape bigger (or smaller) by a given multiplier (scale factor)

Scale Factor: the multiplier of enlargement

Centre of enlargement: the point the shape is enlarged from

Similar: when one shape can become another with a reflection, rotation, enlargement or translation

Congruent: the same size and shape

Corresponding: items that appear in the same place in two similar situations

Parallel: straight lines that never meet (equal gradients)

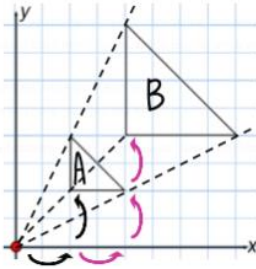
Positive scale factors R

Enlargement from a point

Enlarge shape A by SF 2 from (0,0)

The shape is enlarged by 2

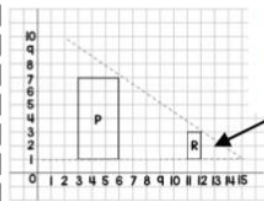
The distance from the point enlarges by 2



Fractional scale factors R

Fractions less than 1 make a shape SMALLER

R is an enlargement of P by a scale factor $\frac{1}{3}$ from centre of enlargement (15,1)



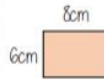
SF $\frac{1}{3}$ - R is three times smaller than P

Identify similar shapes

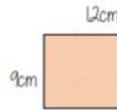


Angles in similar shapes do not change.
e.g. if a triangle gets bigger the angles can not go above 180°

Similar shapes



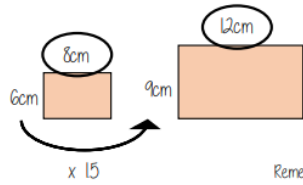
Compare sides: $6:8$
 $2:3$



Scale Factor: Both sides on the bigger shape are 1.5 times bigger
 $9:12$
 $2:3$

Both sets of sides are in the same ratio

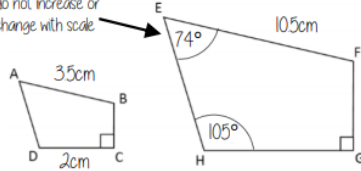
Information in similar shapes



Compare the equivalent side on both shapes

Scale Factor is the multiplicative relationship between the two lengths

Remember angles do not increase or change with scale



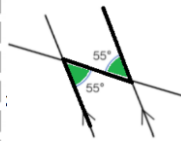
Shape ABCD and EFGH are similar

Notation helps us find the corresponding sides

OB and EF are corresponding

Angles in parallel lines R

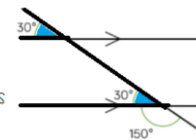
Alternate angles



Because alternate angles are equal the highlighted angles are the same size

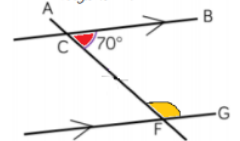
Corresponding angles

Because corresponding angles are equal the highlighted angles are the same size



Co-interior angles

Because co-interior angles have a sum of 180° the highlighted angle is 110°



As angles on a line add up to 180° co-interior angles can also be calculated from applying alternate/ corresponding rules first

Similar triangles

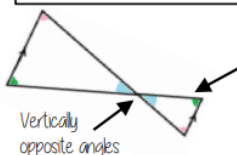
Shares a vertex

Because corresponding angles are equal the highlighted angles are the same size



Parallel lines — all angles will be the same in both triangle

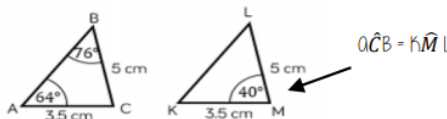
As all angles are the same this is similar — it only one pair of sides are needed to show equality



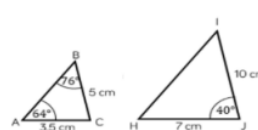
All the angles in both triangles are the same and so similar

Congruence and Similarity

Congruent shapes are identical — all corresponding sides and angles are the same size



Because all the angles are the same and $AC=KM$ $BC=LM$ triangles ABC and KLM are **congruent**



Because all angles are the same, but all sides are enlarged by 2 ABC and HJ are **similar**

Conditions for congruent triangles

Triangles are congruent if they satisfy any of the following conditions

Side-side-side

All three sides on the triangle are the same size

Angle-side-angle

Two angles and the side connecting them are equal in two triangles

Side-angle-side

Two sides and the angle in-between them are equal in two triangles (it will also mean the third side is the same size on both shapes)

Right angle-hypotenuse-side

The triangles both have a right angle, the hypotenuse and one side are the same