

# Parent Revision Surgery

## Your guide to study support

Helping your child to be the best they can be



# Geography -Exam Dates

Paper 1 - 18th May (Morning)

Paper 2 - 3rd June (Morning)

Paper 3 - 11th June (Morning)



# Geography - What will be covered in each paper?

## **Paper 1 (1 hour 30 mins)**

Hazardous Earth

Development Dynamics

Challenges of an  
Urbanising World

## **Paper 2 (1 hour 30 mins)**

The UK's Evolving  
Physical Landscape

The UK's Evolving  
Human Landscape

Fieldwork (Rivers and  
Urban)

## **Paper 3 (1 hour 30 mins)**

**Resource booklet based**

People and the  
Biosphere

Forests Under Threat

Consuming Energy  
Resources



# Geography - Paper 1 (18.5.20)

**Paper 1 (1 hour 30 mins)**

**37.5% of GCSE**

## **Section A**

Hazardous Earth

## **Section B**

Development Dynamics

## **Section C**

Challenges of an  
Urbanising World

**Each section will test knowledge and understanding of the topic through:**

Multiple choice questions based on an unseen resource.

Short 2-6 mark questions on a piece of theory, e.g. explain one way in which global atmospheric circulation determines the location of high rainfall (low pressure) areas (3 marks)

An 8 mark question that will involve the use of a case study (from the knowledge organisers)

# Geography - Paper 2 (3.6.20)

**Paper 2 (1 hour 30 mins)**

**37.5% of GCSE**

## **Section A**

The UK's Evolving Physical Landscape

## **Section B**

The UK's Evolving Human Landscape

## **Section C1**

Geographical Investigations:  
Fieldwork in a Physical Environment

## **Section C2**

Geographical Investigations:  
Fieldwork in a Human Environment

**Section A & B will test knowledge and understanding of the topic through:**

Multiple choice questions based on a resource

Short 2-6 mark questions on a piece of theory, e.g. for a named UK city, explain **two** reasons why the functions of its inner city have changed in recent years (4 marks)

An 8 mark question that will involve the use of a resource.

**Section C1 & C2 will assess knowledge and understanding of fieldwork through:**

Short 1-6 mark questions on fieldwork location, risks, methods and data.

An 8 mark question assessing or evaluating an aspect of either hypothetical fieldwork or students own fieldwork.

# Geography - Paper 3 (11.6.20)

**Paper 3 (1 hour 30 mins)**

**25% of GCSE**

**Section A**

People and the Biosphere

**Section B**

Forests Under Threat

**Section C**

Consuming Energy  
Resources

**Section D**

Making Geographical  
Decisions

**Paper 3 is a resource-based paper and will include a topic that allows all three sections to be examined, e.g. energy use in Norway. Students are given time (roughly 20 minutes) at the start of the exam to read through the material.**

**Section A - C will test knowledge and understanding of each topic through:**

Multiple choice questions based on a resource

Short 2-6 mark questions.

An 8 mark question that will involve the use of a resource.

**Section D will assess the students ability to arrive at a decision based on a range of options given:**

There is one 16 mark (12 + 4 SPaG) question that asks students to select an option and justify why they have selected that option and discarded the others.

# Geography - How to Revise

## Knowledge Organisers and Revision Guides

Use knowledge organisers and revision guides to make Q&A flashcards of key content for each topic.

Use past paper questions to test retention of content

## Case Studies

Use knowledge organisers to summarise case studies for each topic and practice 8 mark questions that require the use of case study material.

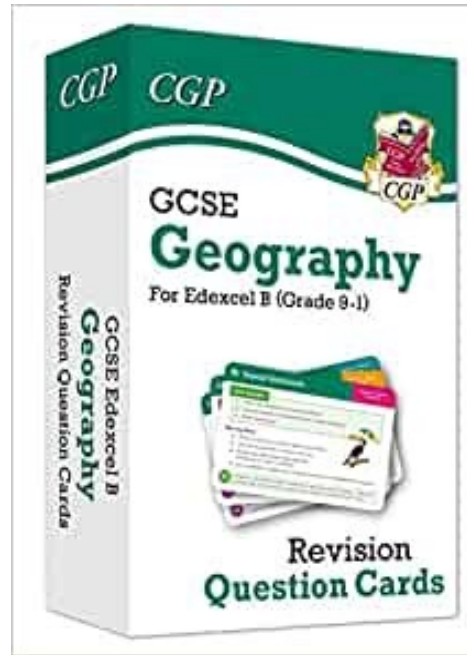
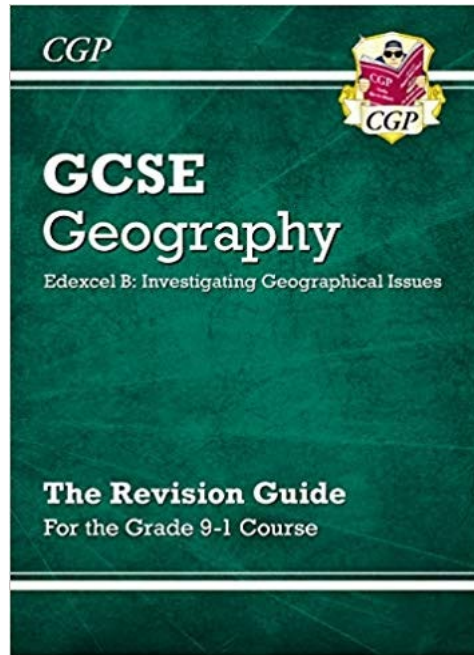
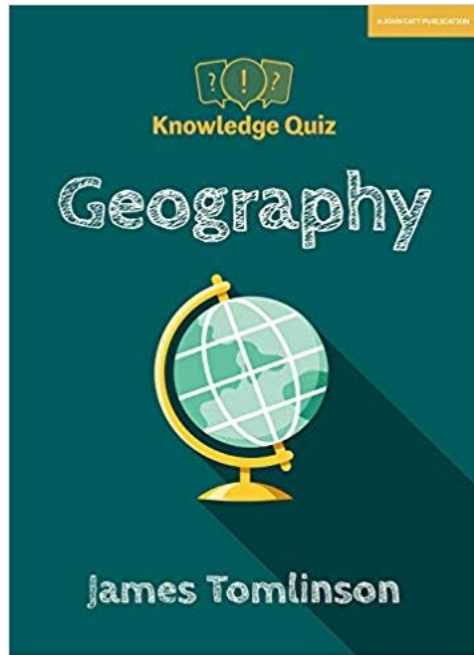
## Q&A Booklets

Question your child using the Q&A booklets. Ideally, start with the topic that they are weakest with and go from there. This should be done regularly.

**Don't: read revision materials thinking you'll remember it. You won't!**



# Geography - Suggested Revision Materials



## What else?

- Revision booklets
- Knowledge organisers
- After-school revision (every second Thursday)