

Safeguarding Protocol






All adults in school must read and adhere to the Laurus Trust Safeguarding Policy and to this Gorseley Bank Safeguarding Procedure, which are available on www.gorseleybank.org.uk

At Gorseley Bank you must:

1. Show respect to all children, staff and members of the school community
2. Wear a clearly visible identity lanyard at all times when on the school premises
3. Refrain from taking any photographs or images without consent
4. Avoid being left alone with a child or children
5. Follow School Safeguarding Procedures at all times

The named personnel with designated responsibility for safeguarding are:

Designated Safeguarding Lead	Deputy Designated Safeguarding Lead	Safeguarding Governor (in the event of an allegation against the Head Teacher)
Mrs Faith Bell 	Mr Tom Allaby 	Mr Simeon Mellor 

What to do if you have a safeguarding concern or a child discloses information to you:

Receive

- Listen, try not to look shocked or be judgmental
- Believe what they say 'take it seriously'.
- Don't make them feel bad by saying "you should have told me earlier"
- Don't 'interrogate' them – let them tell you, try not to interrupt
- Don't ask leading questions – use 'open' questions to clarify only **(T.E.D)**:
Tell me what you mean by that? Explain that to me, Describe that....

Reassure

- Stay calm, tell the young person that they have done the right thing in telling you
- Reassure them they are not to blame
- Do not promise confidentiality, explain who needs to know
- Explain what you will do next
- Be honest about what you can do

Record

- Inform the Designated Safeguarding Lead (DSL) or their Deputy (DDSL) as soon as possible ensuring it is before the end of the school day. If neither are on site and you are unable to contact them by telephone, or a call should be made to Cheshire East Consultation Service (CHECS) on 0300 123 5012 (Mon-Thurs, 8:30am-5:00pm) or 0300 123 5022 for out of hours' service
- Complete a record of an incident in CPOMS and alert the Safeguarding Team. In the event you are unable to access CPOMS, a paper record should be made and passed to the DSL at the earliest opportunity. This should note:
 - The date and time, what was done, who did it, and where it took place in - use the child's own words
 - Make an accurate record of what was said or seen
 - Whether the child was seen/spoken to
 - Whether information is fact/ professional judgement
 - Full names and roles/status of anyone identified in the report
 - Avoid acronyms/jargon/abbreviations
 - Sign the record with a legible signature
- The Designated Safeguarding Lead will assess the situation and decide on the next steps