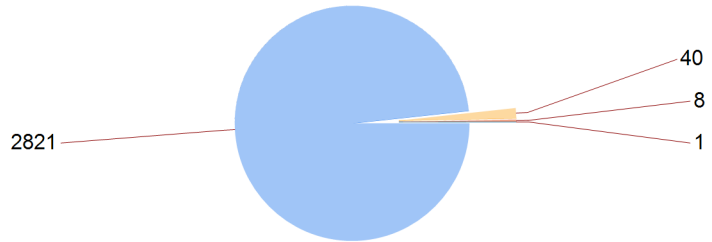


2020 Year 11 Activity Survey Analysis

Wolverhampton City Council

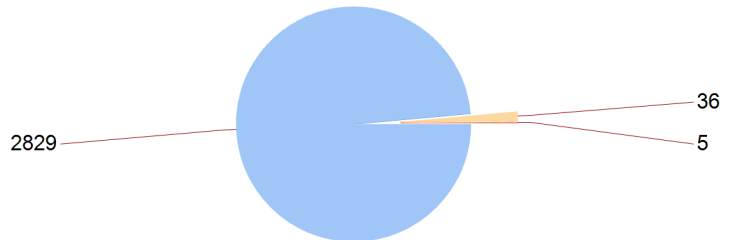
Meeting the Duty to Participate

	No. of Clients	%
Meeting the Duty to Participate	2821	98.3%
Not Participating	40	1.4%
Temporary Break from Learning	8	0.3%
Working Towards	1	0.0%
Total	2870	

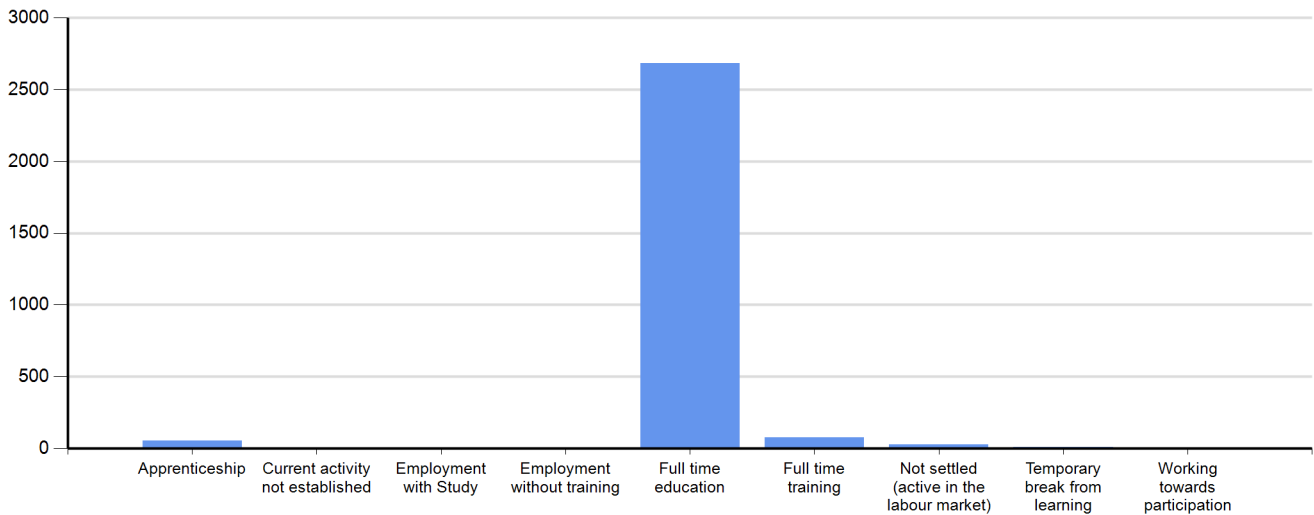


NEET Outcomes

	No. of Clients	%
EET	2829	98.6%
NEET	36	1.3%
Not Known	5	0.2%
Total	2870	



DfE Destination Groups



	No. of Clients	%
Apprenticeship	56	2.0%
Current activity not established	5	0.2%
Employment with Study	6	0.2%
Employment without training	6	0.2%
Full time education	2681	93.4%
Full time training	78	2.7%
Not settled (active in the labour market)	29	1.0%
Temporary break from learning	8	0.3%
Working towards participation	1	0.0%
Total	2870	

List of Destinations

	No. of Clients	%
2.01 School Sixth Form	1460	50.9%
2.02 Sixth Form College	124	4.3%
2.03 Further Education	1086	37.8%
2.08 Educated at Home (Post 16)	10	0.3%
2.10 In a Custodial Sentence (AGE 16 & 17 ONLY)	1	0.0%
3.07 Apprenticeships	56	2.0%
3.08 Employment combined with accredited training/part time study	6	0.2%
3.12 Employment without training	5	0.2%
3.11 Employment with non-accredited training	1	0.0%
3.13 Part Time Employment	1	0.0%
3.02 Study Programme	65	2.3%
3.03 Traineeship	13	0.5%
3.16 Re-engagement	1	0.0%
4.04 Those not yet ready for work or learning	3	0.1%
4.01 Seeking employment - educ or trng only	25	0.9%
4.07 Teenage parents	3	0.1%
4.09 Illness	4	0.1%
4.06 Pregnancy	1	0.0%
Year 11 Leaver Unknown(CCISONLY)	5	0.2%
Total	2870	

Of those remaining in Sixth Form...

	No. of Clients	%
...remains in own sixth form	1225	83.9%
...chose to attend a different school	235	16.1%
Total	1460	

The above information has been compiled by Prospects on behalf of Wolverhampton City Council. Information required to create this report has been gathered from a number of sources. Prospects can accept no responsibility for any interpretation or action based on the information.