



Activity Survey 2023

Simon Balle All-Through School

East Herts District

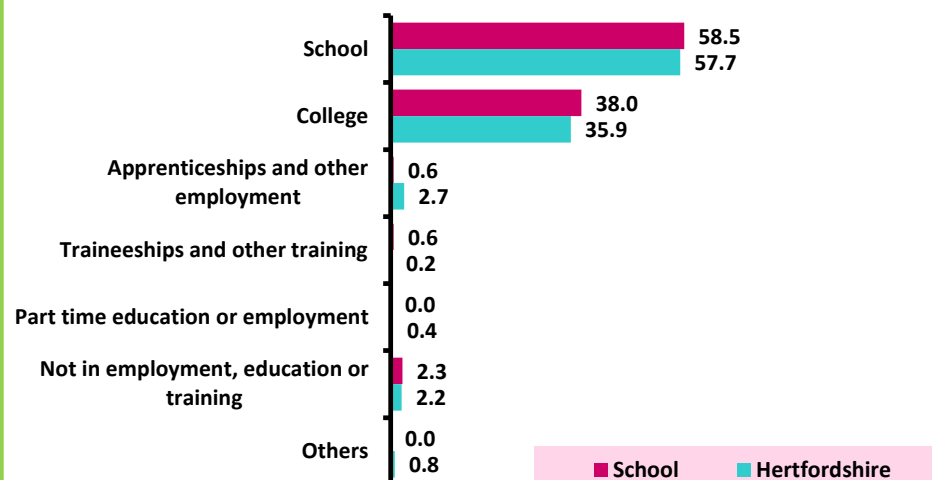
**Services for
Young People**

www.servicesforyoungpeople.org

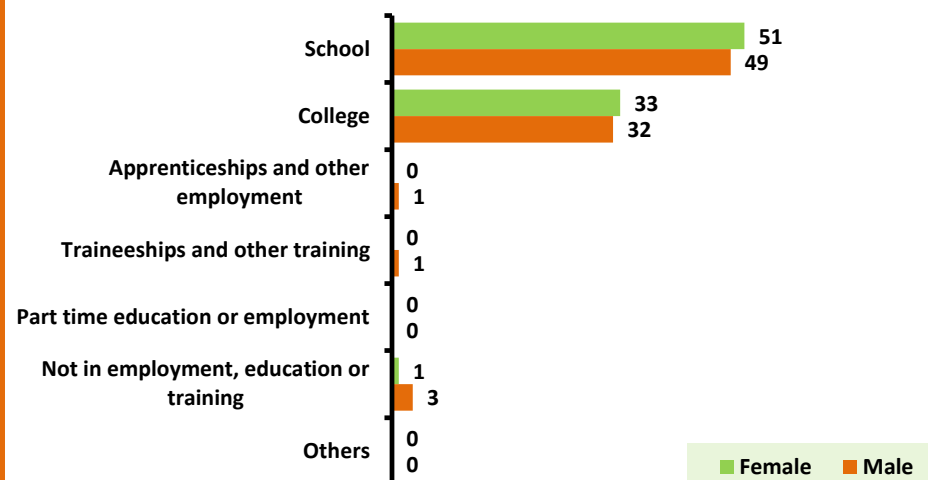
0300 123 7538

SfYP@hertfordshire.gov.uk

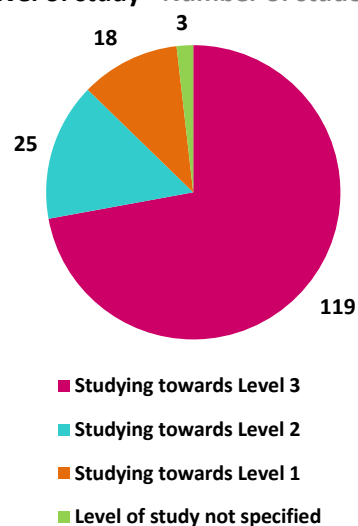
Destinations of year 11 students - School compared to Hertfordshire - % of cohort



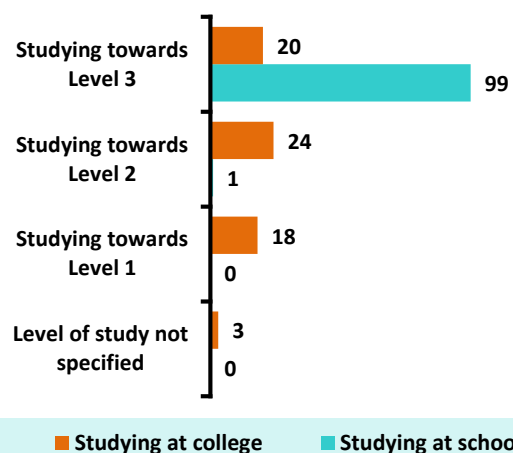
Destinations of year 11 students - Gender split
Number of students



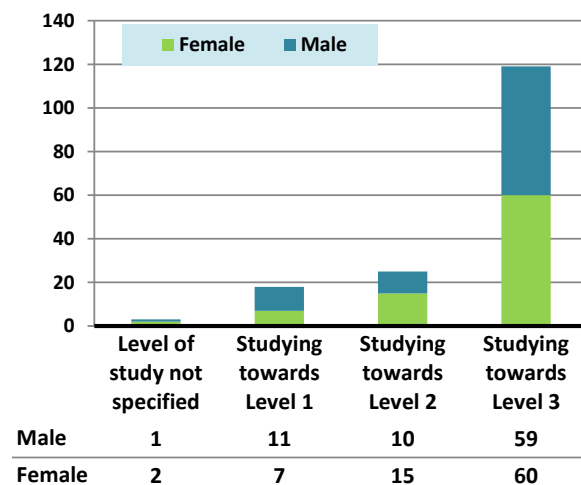
Level of study - Number of students



Level of study - School/college split
Number of students



Level of study - Gender split
Number of students



ACTIVITY SURVEY 2023 - Year 11			In Learning % 97.7		
Simon Balle All-Through School	Female	Male	M/F TOT	LDD	%
Within FTE School leading to:	51	49	100	11	58.5
GCE AS/A2/IB course	50	49	99	11	57.9
Vocational Crse NVQ 3 or equivalent	0	0	0	0	0.0
Vocational Crse NVQ 2 or equivalent	1	0	1	0	0.6
Vocational Crse NVQ 1 or equivalent	0	0	0	0	0.0
GCSE Course	0	0	0	0	0.0
Other courses incl SEN courses	0	0	0	0	0.0
Continuation on 2 yr course	0	0	0	0	0.0
Within FTE FE College leading to:	33	32	65	16	38.0
GCE AS/A2/IB course	1	0	1	0	0.6
Vocational Crse NVQ 3 or equivalent	9	10	19	2	11.1
Vocational Crse NVQ 2 or equivalent	13	10	23	2	13.5
Vocational Crse NVQ 1 or equivalent	7	11	18	8	10.5
GCSE Course	1	0	1	1	0.6
Other courses incl SEN courses	2	1	3	3	1.8
Continuation on 2 yr course	0	0	0	0	0.0
Higher Education qualification	0	0	0	0	0.0
Gap Year Students/Travelling	0	0	0	0	0.0
Training (non-emp) TOTAL	0	1	1	1	0.6
Found Mod Apprenticeship	0	0	0	0	0.0
Other Gov Supported Training	0	0	0	0	0.0
Traineeships	0	1	1	1	0.6
Other Funded Trng eg Foundation Learning	0	0	0	0	0.0
Employment TOTAL	0	1	1	0	0.6
Advanced Modern Apprenticeship	0	0	0	0	0.0
Foundation Modern Apprenticeship	0	1	1	0	0.6
With accredited training	0	0	0	0	0.0
With structured non accredited training	0	0	0	0	0.0
No formal training	0	0	0	0	0.0
Internship/Working not for Reward	0	0	0	0	0.0
Voluntary and Part time Activities	0	0	0	0	0.0
Part Time Education	0	0	0	0	0.0
Part Time Employment	0	0	0	0	0.0
NEET	1	3	4	1	2.3
NEET - seeking work or training	1	3	4	1	2.3
NEET - voluntary/internships/PDOs	0	0	0	0	0.0
Not Available to the labour market	0	0	0	0	0.0
Supporting family - young carers	0	0	0	0	0.0
Supporting family - teenage parents	0	0	0	0	0.0
Illness	0	0	0	0	0.0
Pregnancy	0	0	0	0	0.0
Custodial Sentence	0	0	0	0	0.0
Asylum Seekers without Citizenship	0	0	0	0	0.0
Other Reason	0	0	0	0	0.0
Others	0	0	0	0	0.0
Moved out of area	0	0	0	0	0.0
No response	0	0	0	0	0.0
Refused to Participate in Survey	0	0	0	0	0.0
Survey Total	85	86	171	29	100.0
SOC breakdown for those in training and employment					
Managerial/professional	0	0	0	0	0.0
Clerical/secretarial	0	0	0	0	0.0
Skilled construction	0	1	1	0	0.6
Skilled engineering	0	0	0	0	0.0
Electrical/electronic	0	0	0	0	0.0
Metal forming trades	0	0	0	0	0.0
Vehicle trades	0	0	0	0	0.0
Textile/garments trades	0	0	0	0	0.0
Other skilled trades	0	1	1	1	0.6
Protective service occs	0	0	0	0	0.0
Catering occs	0	0	0	0	0.0
Health care occs	0	0	0	0	0.0
Childcare & related occs	0	0	0	0	0.0
Hairdressing & related occs	0	0	0	0	0.0
Other personal service occs	0	0	0	0	0.0
Sales occs	0	0	0	0	0.0
Plant/machine ops	0	0	0	0	0.0
Agric/forestry/fishing occcs	0	0	0	0	0.0
Labouring/unskilled industrial	0	0	0	0	0.0
Mail workers	0	0	0	0	0.0
Unskilled service sector	0	0	0	0	0.0
Other elementary occs	0	0	0	0	0.0
Unknown occupations	0	0	0	0	0.0
SOC Analysis TOTAL	0	2	2	1	1.2