



YEAR 10 ART Waterlife



1. **Inspiration**- a feeling of **enthusiasm** you **get** from someone or something, which gives you new and **creative** ideas. **RAG**
2. **Investigate**- carry out a research to **discover** and examine the facts about how the artist produces their work. **RAG**
3. **Develop**- grow or cause to grow and become more mature, advanced, or elaborate with your ideas. **RAG**
4. **Annotate**- a note by way of explanation or comment added to a text or diagram. **RAG**
5. **Contextual Research**- means carrying out research that helps you understand and explain where, how and why your ideas fit in terms of contemporary Art. **RAG**
6. **Visual language**- Communicating your ideas clear through its appearance. **RAG**
7. **Relevant**- Using material/mediums that are appropriate for your project. **RAG**
8. **Record**- expressing your ideas through observations, photographs or annotation. **RAG**
9. **Intentions**- what have you set out to achieve **RAG**
10. **Observation**-Recording what you can see. **RAG**
11. **Experiment**- Testing the unfamiliar, exploring different mediums to vary outcomes and spark ideas. **RAG**
12. **Refine**- To improve/ perfect your work by looking at what you can add to polish the overall appearance of your work. **RAG**
13. **Tone**- the degree of lightness or darkness of a shade or colour. **RAG**
14. **Mark making**- The creation of patterns, lines, textures and shapes **RAG**
15. **Texture**- The surface quality of something. Actual texture- how it feels or surface texture how it looks like it feels. **RAG**
16. **Process**-The steps it takes to create a piece of artwork. **RAG**
17. **Batik**- a technique of hand-dyeing fabrics and wax. **RAG**

Artists Influences




Sampling Techniques



YEAR 10/11 ART The Everyday

1. **Inspiration-** *Inspiration* is a feeling of **enthusiasm** you **get** from someone or something, which gives you new and **creative** ideas. **RAG**
2. **Investigate-** carry out a research to discover and examine the facts about how the artist produces their work. **RAG**
3. **Develop-** grow or cause to grow and become more mature, advanced, or elaborate with your ideas. **RAG**
4. **Annotate-** a note by way of explanation or comment added to a text or diagram. **RAG**
5. **Contextual Research-** means carrying out research that helps you understand and explain where, how and why your ideas fit in terms of contemporary Art. **RAG**
6. **Visual language-** Communicating your ideas clear through its appearance. **RAG**
7. **Relevant-** Using material/mediums that are appropriate for your project. **RAG**
8. **Record-** expressing your ideas through observations, photographs or annotation. **RAG**
9. **Intentions-** what have you set out to achieve **RAG**
10. **Observation-**Recording what you can see. **RAG**
11. **Experiment-** Testing the unfamiliar, exploring different mediums to vary outcomes and spark ideas. **RAG**
12. **Refine-** To improve/ perfect your work by looking at what you can add to polish the overall appearance of your work. **RAG**
13. **Flip-** Turning your painting around **RAG**
14. **Overlay-** **RAG**
15. **Series-** a cohesive sample that employs the same technique, subject, or palette throughout multiple works **RAG**
16. **Rotation-** Changing the direction of your painting **RAG**
17. **Fragmentation-** Splitting your painting up in bits **RAG**
18. **Arrangement-** How your sample is laid out **RAG**

Artists Influences



Sampling Techniques

