














Year 8 Phone Holder Project

1	Product Analysis	Looking at a product in greater detail by breaking it down to help us understand certain aspects of the product. ACCESS FM	11	Crating 	Crating is a technique used in three-dimensional drawing. To draw a complex idea it is best to draw a box around it first, this box is called a crate.
2	Aesthetics	What the product looks like. The textures of the product or theme it links too.	12	Horizontal Edge	Horizontal edges are drawn at 30 degrees
3	Client	The person that is intended to buy/ would want the product.	13	Vertical Edge	Vertical edges are drawn as vertical lines
4	Environment	How environmentally friendly a product is.	14	Parallel Edge	Parallel edges appear as parallel lines
5	Function	The purpose of the product or the job it is intended to do.	15	Marking Gauge 	Tool used to accurately mark measurements in a specific place into wood.
6	Comparison of products	Looking at similarities and differences between the products.	16	Tolerance	The margin of manufacturing error that a component can face before becoming unusable.
7	Softwoods	Softwoods come from coniferous trees. These often have pines or needles, and they stay evergreen all year round. They are faster growing, making them cheaper to buy. Examples: Larch, Pine, Spruce.	17	Tenon Saw 	Cutting tool used to cut straight lines in timber materials.
8	Hardwoods	Hardwoods come from deciduous trees, which have large flat leaves that fall in the autumn. Hardwoods take longer to grow, are not easily sourced and are expensive to buy. Examples: Oak, Beech, Mahogany.	18	Bench Hook 	Tool used with a tenon saw which hooks into a vice. Helps to hold material securely whilst cutting.
9	Manufactured boards	Manufactured boards are usually made from timber waste and glue. They are cheap to buy. Examples: MDF, Plywood, Chipboard.	19	Vice 	Tool used to hold material whilst working on it.
10	Isometric Drawing 	Isometric drawing is a form of 3D drawing, which is set out using 30-degree angles.	20	File 	Tool that removes smaller amounts of material, smooths material and can help round the edges of material.

21	Chisel 	Tool used to remove waste material. Can be used to make joining methods such as housing joints.	28	Finish	Coating applied to material to protect it or enhance its appearance.
22	Housing Joint 	Method of joining two pieces of wood together. Remove a section of the wood using a tenon saw and a chisel.	29	Blow Torch 	Tool used to apply a finish to timber. The blow torch changes the appearance of the timber through colour and enhances the wood's natural grain.
23	Coping Saw 	Cutting tool used to cut curves in timber materials. Thin blade that can break/snap easily.	30	Goggles 	PPE- Eye protection used with machinery such as Pillar Drill & Disk Sander. Protects anything from going in eyes when using machinery.
24	Pillar Drill	Machine that is used to make holes in material.	31	Drilling Jig	A template used to hold material in place to ensure accuracy when drilling.
25	Glass Paper	Tool used small amounts of material by hand. Can also be used to smooth material.	32	Safety Guard	Barrier on machines to protect user from material that may come loose when using the machines.
26	Wood Glue	This glue is used to join wood based materials together. It is a strong join but needs 24 hours drying to set.	33	Testing	A process of measuring the properties or performance of products
27	Disk Sander 	Machines used to remove small amounts of material, quickly.	34	Evaluate	To think reflectively about their work and make changes to their project that will improve it. An evaluation should include the project's aims, what went well, challenges, how they were dealt with and what you'd change next time.