

Staff and pupil testing – quick, safe, easy

Staff and pupils will be tested using validated Lateral Flow Antigen tests

Up to a third of individuals who test positive for

coronavirus have no symptoms at all and can therefore spread it unknowingly. That is why the testing of people without symptoms is so important. Identifying those who unknowingly have the virus will save lives. This is known as ‘mass testing’.

By testing staff once a week we will be helping to keep schools and colleges as safe as we can.

We will also be able to keep more teachers, support staff and pupils in education. Previously, close contacts had to isolate if one student or staff member tested positive. Now, those who are close contacts can return to school/college if they agree to be tested once a day in the morning – known as ‘serial testing’.

Both staff and pupils will be eligible for serial testing in the initial phase, though only staff will be eligible initially for weekly testing.

Quick

Swabbing and processing of these tests will be conducted at a dedicated testing site in school / college once a week either by trained personnel or as a self-test with supervision from trained personnel, with results in around 30 minutes.

Safe


These tests work - in validation studies conducted by Oxford University and Public Health England, they were shown to be as accurate in identifying a case as a PCR test (99.8% specificity). The tests have lower sensitivity but they are better at picking up cases when a person has higher viral load. Hence, the need to test frequently.

When used in combination with other measures such as PPE, washing hands regularly and social distancing, these tests will enable people to live their lives in as normal a way as possible.

Lateral flow antigen tests detect the presence or absence of coronavirus by applying a swab or saliva sample to the device’s absorbent pad.

Easy

Lateral flow devices do not require a laboratory to process the test. The devices are designed to be intuitive and require minimal training to operate.



Lateral Flow Testing



Accessible and easy to use



No lab required, with fast results



Safe technology



Note: graphics on this page have been developed to communicate with parents and students. For older students there is an animated video here: <https://twitter.com/10 DowningStreet/status/1328387524490911745?s=20>

There are also resources available for schools / colleges to talk to young people about COVID and mass testing at www.storicise.com

Quotes from Schools & Colleges

“Given staff have tested negative, it has **given them a lot of confidence** to know that social distancing makes a difference”

Clare Cassidy, Sedghehill Academy.

“Routine and repeat testing at Newcastle Sixth Form College has given all of our students and staff the **reassurance** that the college is a **safe environment for them to work and study**. **The testing process is smooth** and has **minimal impact** on teaching and learning. In addition to this, the daily testing of close contacts has enabled students who would normally have had to self-isolate to continue to **attend and enjoy the benefits of face-to-face teaching**.”

Gerard Garvey, Newcastle Sixth Form College

“This has been a **game changer** and has kept both staff and students in school if you are able to do the repeat testing.”

Michele Chilcott, South Wilts Grammar School

“The programme has been **enormously popular with parents** who are happy that we are keeping kids in school – I have received many thanks from parents. I have really enjoyed being involved in this programme as a **contribution to society and to science**. It has been a privilege to be a part of it.”

Amanda Smith, Poole Grammar School

HOW TO DO YOUR TEST

WHILE THIS IS A SELF-SWAB TEST, THERE WILL BE A TESTING HELPER WHO WILL OVERSEE THINGS AND PROVIDE HELP IF YOU NEED

1




YOUR COVID-19 TEST WILL BE SCHEDULED. IF YOU ARE UNDER 16, YOUR PARENT / CARER WILL HAVE CONSENTED

3



BLOW YOUR NOSE IF NEEDED. WASH AND DRY/SANITISE YOUR HANDS. REMOVE THE SWAB BEING CAREFUL NOT TO TOUCH THE SOFT PART

2



YOUR TEST WILL BE FAST AND WHILE IT MIGHT FEEL A LITTLE UNCOMFORTABLE, IT WON'T HURT YOU

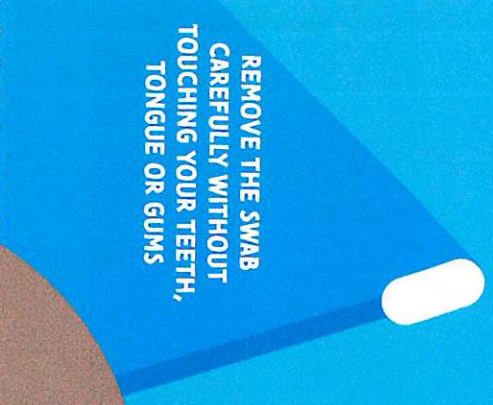
4



10 SECS


OPEN YOUR MOUTH WIDE AND USE A MIRROR TO LOOK AT THE BACK OF YOUR THROAT, THEN USE THE SWAB TO RUB FIRMLY 4 TIMES ON EACH SIDE

5



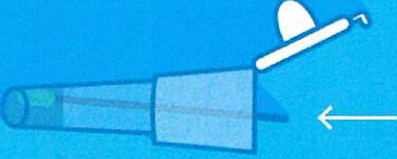
REMOVE THE SWAB CAREFULLY WITHOUT TOUCHING YOUR TEETH, TONGUE OR GUMS

6



GENTLY PLACE IT ABOUT 2-2.5 CM INSIDE ONE OF YOUR NOSTRILS. ROLL THE SWAB 4-5 TIMES ALONG THE LINING OF THE NOSTRIL, THIS WILL TAKE 10-15 SECONDS

8




YOUR SWAB CAN THEN BE PLACED IN A TUBE FOR TESTING, THIS TAKES ABOUT 30 MINUTES

7

AFTER THIS, YOU'RE DONE, GENTLY REMOVE THE SWAB BEING CAREFUL NOT TO LET ANYTHING TOUCH THE TIP

9



YOUR SCHOOL / COLLEGE WILL CONTACT YOU OR YOUR PARENT / CARER WITH THE RESULTS AND LET YOU KNOW WHAT HAPPENS NEXT