

English


Grammar:

- Subordinating conjunctions
- Capital letters for days of the week
- Exclamation and question marks
- Adjectives

Styles of writing covered:

- recount
- explanation (warning poster)
- short story
- poem
- non-chronological report

We are reading:



Science

We are focussing on chemistry and learning all about materials by:

- Classifying objects
- Investigating elasticity
- Finding out which type of ball bounces the most
- Observing how a material changes over time
- Answering the question: What are the properties of tin foil?

Addition and subtraction within 20

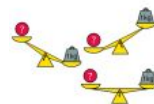
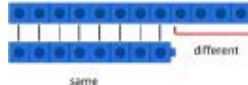
- Comparing and finding difference
- Comparing numbers using a numberline
- Applying 'make ten' to find the difference
- Writing equations to compare numbers

Fractions

- Understanding one half and one quarter
- Using turns

Length and mass:

- Comparing lengths
- Measuring length and mass
- Doubling and halving lengths



Computing

Digital Writing:

- Exploring the keyboard
- Adding and removing text
- Exploring the toolbar
- Making changes to text
- Explaining my choices
- Pencil or keyboard?

History

We are learning about the Gunpowder Plot and answering the enquiry question: 'Why do we remember the 5th of November?'

We will investigate:

- When is Bonfire Night?
- Who was Guy Fawkes?
- Why did the Gunpowder Plot happen?
- What was the plan to blow up the Houses of Parliament?
- How do we remember the 5th November? (Engagement afternoon)



Maths

Spring 2 Curriculum

Physical Education (PE)

This term your PE will be on: Thursday

Fundamental Focus		1. COORDINATION - BALL SKILLS 2. COUNTER BALANCE IN PAIRS.
Sport Specific Focus		GAMES - KICKING
Whole child focus	Learning to:	EXPLORE AND DESCRIBE
	Learning about:	DIFFERENT TYPES OF ILLNESS

Religious Education

How do you live well with family and friends?

- Identify personal strengths and unique qualities.
- Recognise various special places within homes.
- Understand the significance of Friday night in Jewish households.
- Explain Hindu customs fostering care between siblings.
- Analyse the role of the Bible in facilitating forgiveness within Christian families.
- Evaluate the significance of family and friends in one's life

As part of their Humanities learning, Year 1 will be visiting the Young V&A in Bethnal Green to continue exploring the local area.

Curriculum Enrichment

Music

Rhythm:

This half term children will learn how to write rhythm notation using dots.

We will continue listening to all types of music and using our voices to sing increasingly challenging songs with a widening pitch.



PSHE

Healthy me:

- To understand the difference between being healthy and unhealthy
- To know how to make healthy lifestyle choices
- To know how to keep myself clean and healthy, and understand how germs cause disease/illness
- To understand that medicines can help me if I feel poorly and I know how to use them safely
- To know how to keep safe when crossing the road, and about people who can help me to stay safe
- To tell you why I think my body is amazing and can identify some ways to keep it safe and healthy

DT

Snack bars:

- Analyse snack bars
- Explore ingredients
- Design snack bars
- Create snack bars
- Test and evaluate recipes

Phonics and reading to practise at home with your Year 1 child

Spring 2

Phonics GPCs

y (happy)
y (fly)
ow (snow)
soft c (ice)
soft g (gem)

[Click here or scan the QR code to see how to pronounce these split digraphs.](#)



Red words

busy

pretty

half

parents

everybody

sugar

improve

puppy

why

spruce

turkeys

crows

hopefully

overflowing

Can your child **apply** their phonics to **decode** and read these words?



Pets

https://parents.fft.org.uk/S51_Pets

<https://vimeo.com/731372444>



An Extra Pudding

https://parents.fft.org.uk/S52_An_Extra_Pudding

<https://vimeo.com/731372444>



Clever Crows

https://parents.fft.org.uk/S53_Clever_Crows

<https://vimeo.com/731372425>



Read these books at home with your child - scan the QR code or follow the link!

[Click here to go back to the main page](#)