

Crime Statistics in Redditch.

Contextualising our approach to Safeguarding.



RIDGEWAY
SECONDARY SCHOOL

Our local area.

Redditch	Worcestershire
71 Crimes per 1000 people.	61 Crimes per 1000 people

- Worst crime rate for burglary in Worcestershire.
- Most common offences are violence and sexual offences.
- Redditch is significantly higher for weapon possession than all other areas of Worcestershire.
- County lines and drug related offences are increasing amongst adolescents.



Our Local Policing Team

Inspector
Richard Field

Sergeant
Charlie Osborne

Police Constable
Alice Coley

Police Community Support
Officer
Jamie Fisher

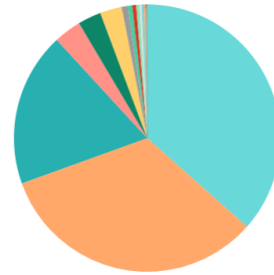
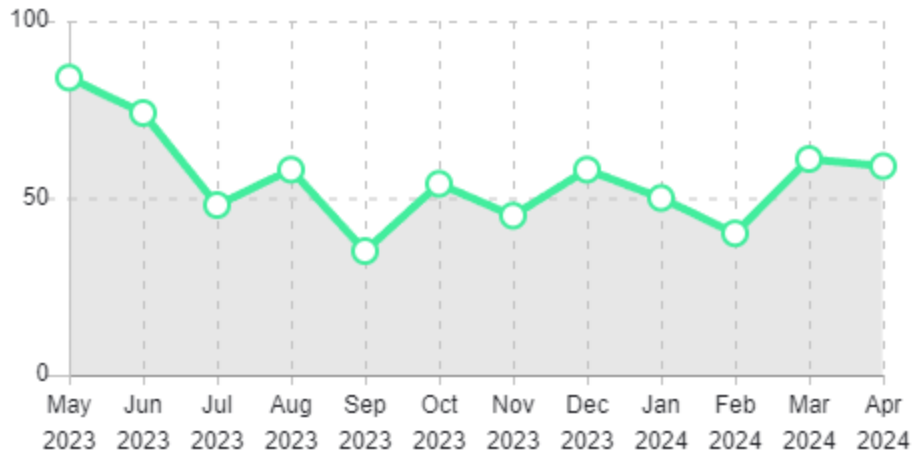
Police Community Support
Officer
Michael Handford



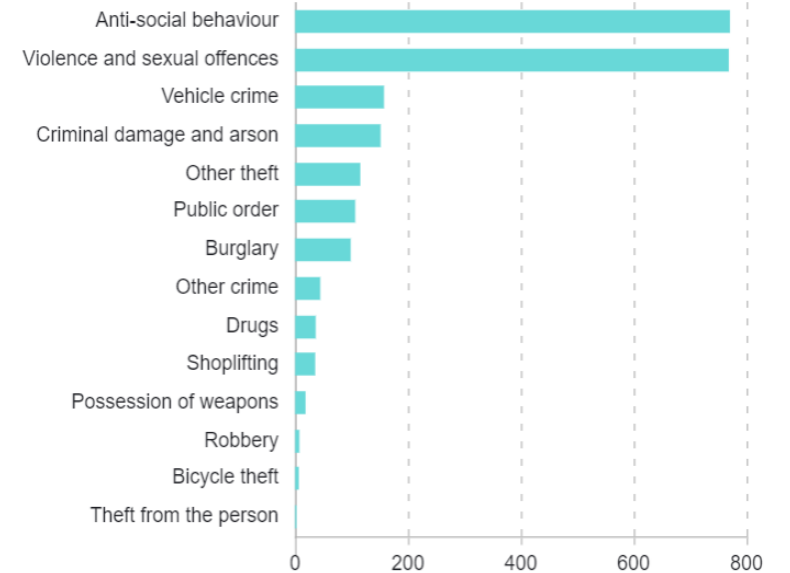
RIDGEWAY
SECONDARY SCHOOL

An overview of Redditch

Crime per Month



- Unable to prosecute suspect
- Investigation complete; no suspect identified
- Court result unavailable
- Further action is not in the public interest
- Action to be taken by another organisation
- Local resolution
- Further investigation is not in the public interest
- Formal action is not in the public interest
- Other
- Status update unavailable
- Under investigation
- Awaiting court outcome
- Offender given a caution
- Offender given a drugs possession warning
- Offender given penalty notice
- Suspect charged as part of another case



Comparisons

Crime	Redditch		Worcestershire		Rate Difference
	Count	Rate	Count	Rate	
Anti-Social Behaviour	1,991	23.99	13,049	21.90	9% more dangerous
Bicycle Theft	41	0.49	590	0.99	102% safer
Burglary	252	3.04	2,515	4.22	39% safer
Criminal Damage and Arson	561	6.76	3,916	6.57	2.8% more dangerous
Drugs	194	2.34	1,179	1.98	15% more dangerous
Other Crime	106	1.28	660	1.11	13% more dangerous
Other Theft	424	5.11	2,724	4.57	11% more dangerous
Possession of Weapons	74	0.89	392	0.66	26% more dangerous
Public Order	441	5.31	2,622	4.40	17% more dangerous
Robbery	51	0.61	267	0.45	26% more dangerous
Shoplifting	532	6.41	2,906	4.88	24% more dangerous
Theft From the Person	45	0.54	204	0.34	37% more dangerous
Vehicle Crime	308	3.71	2,035	3.42	8% more dangerous
Violence and Sexual Offences	2,890	34.82	16,603	27.87	20% more dangerous



Trends

- Since the pandemic crime is on the rise.
- Drugs and Theft are still prevalent and increasing.
- Violent Crime is still a town wide issue.
- Antisocial behaviour is becoming a more prevalent issue in the local community.



What does this mean at Ridgeway?

- Anti-Social behaviour and violent/sexual crimes are the most prevalent crimes in all of our catchment areas. Students living in the Redditch area are relatively more likely to have experienced violent or sexual crimes
- Domestic abuse will account for most of the incidents within the violent/sexual crimes category. As a school, we are supporting our students in developing their understanding of domestic abuse via our PSHE provision and Personal Development Time.
- There have been incidents of crime associated with drugs in all of our catchment areas, despite the numbers of these crimes being relatively low. This is an important consideration for our PSHE provision. We are educating our students about issues such as county lines by working in partnership with the Police/PCSO and delivering lessons on key topics in PSHE and PD time.
- Shoplifting is a significant issue in most of our catchment areas. Our school PCSO and links with the Police will be used to inform our students of the consequences of shoplifting.



What does this mean at Ridgeway ?

- Knife crime awareness is part of the personal development offer with a police endorsed programme delivered in school.
- All staff receive domestic abuse training to enable them to support and spot the signs of potential abuse.
- Students are made aware of healthy relationships and how to resolve conflict in a safe and controlled manner during PSHE lessons.
- The school leads a School and Police DSL Network half termly to discuss local context

