

Curriculum Overview

Portway Primary School

Year: Reception

Term – Autumn 1

In Autumn 1, we are all about getting to know each other and becoming friends. The projects will be about friendships, being kind and working together. Playing a variety of team building games to encourage positive relationships.

We will be playing games together, talking about the families and learning to express our feelings using the story of the Colour Monster.

This is a great time to learn and implement the 5 C's. These are; Care, Commitment, Collaboration, Choice and Communication.


The 5th and 6th week are all about Autumn. We will be discovering more about the natural world and living things.

We will be exploring our school and playground, making and following simple maps showing the parts that we know. We are also going to be looking at places in other parts of the world.

This term we will
be learning about...

Let's explore!

We have a Geography focus this half term. We will be exploring who is part of our school and the jobs they do. We will be making simple maps and labelling the main areas of the school we use. We will look at pictures and videos of places in other countries and compare them to where we live saying how they are the same and different.



Key Information

Your child will be given a RWI book, Phonics Book and a storybook every week to take home. Please read with your child and sign the reading record everyday.

Book bags with books and reading records should be brought to school every day. Research shows reading even five minutes a day can boost your child's development.

Please make sure your child's PE kit comes into school every Monday and is collected on Friday.

PE Kit: House colour top, shorts or tracksuit bottoms and plimsolls/trainers.

Children must also bring their full school uniform with them to school to change back into on PE days as they cannot stay in their PE Kit.

Our PE day is Wednesday.

Please read with your child and sign the Reading Log book every day. You can read any book you like so please take time to visit the local library to expand the books available for reading.

English

In English, pupils will have daily phonics lessons where they will be learning a new sound a day. Pupils will be learning to blend and segment sounds to develop their early reading skills.

This half terms key texts are: **The Gruffalo, We are Going on a Bear Hunt and Whatever Next.** We will be reading many more books along with these ones!

Computing

Pupils will be learning to take a photograph with a camera or tablet. They will be searching for information on the internet together with an adult. We will be playing games on the interactive whiteboard; children will have an opportunity to explore mechanical toys.

Mathematics

We are becoming masters on numbers 0-5.

- To say one number for each item in order.
- Count objects, actions and sounds.
- To show finger numbers up to 5.
- Develop fast recognition up to 3.
- Link numerals to amounts, up to 5.
- Exploring composition up to 5.
- Know that the last number reached is the total number.
- Experiment with their own symbols and marks as well as numerals.

PSED

This half term, the topic is My Emotions. For Reception, this involves getting to know each other. We will create a learning charter that helps us to learn well in our class. We will practise working cooperatively and collaboratively to enhance our social skills allowing a sense of community and belonging across the school.

You might like to join in with our learning at home by:

Reading




Please read with your child daily and sign Reading Log book. You can find lots of interesting books to read on Oxford Owl website.

Watching

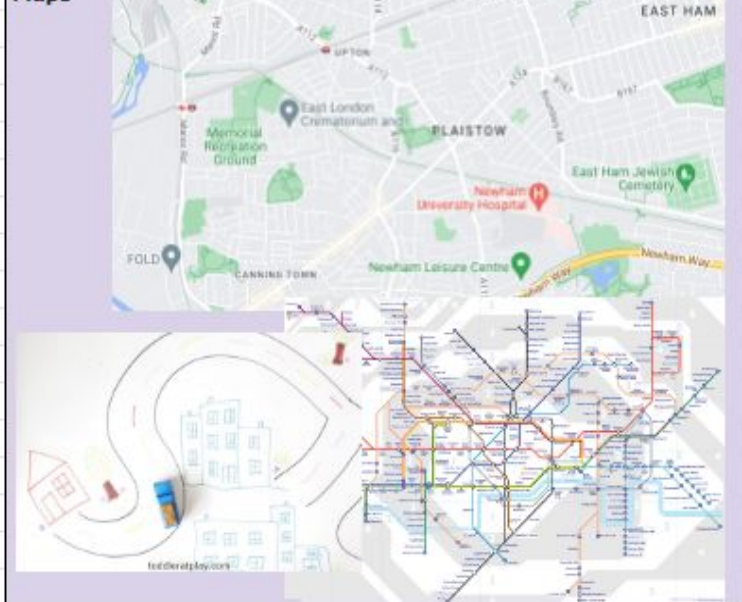
Visit the site: <https://www.bbc.co.uk/cbeebies>
There are lots of activities for different subjects.

Doing: Encouraging children to be more independent. For example, helping out in the kitchen with sharing and counting, dressing and undressing themselves, recognising daily routines and taking responsibility for them.

Reception- Geography. Final Enquiry: Where would be a good place to visit?

Theme	Learning Goal	Key Questions to be asked	Answers
	We are part of a community.	Who is in our community?	A community is a group of people with similar interests or residing in the same place such as Portway.
		What does our community use in our school?	Plaistow has lots of different types of buildings that serve different purposes.
		Where do people live?	People live in homes in our community and they can look similar or different from each other.
	Maps and plans represent areas and show their features.	How do people come to school?	Everybody in our school community has to travel to school. Everyone can do this differently.
		How can we show where we have been?	Maps are pictures which show what places look like. You can use these to describe how you get to school.
		How do you draw a map?	To draw a route map you can organise photos and pictures into the order you saw them.
	We live on planet Earth.	Where do we live?	Everyone at Portway lives close to the school which is in London.
		How are places different from each other?	When people travel out of Plaistow and London they may need to wear different clothes.
		How do people travel to different places?	When travelling long distances the way people travel will be different. They will need to use planes, trains etc

Maps



Useful websites

https://www.kids-world-travel-guide.com
https://www.youtube.com/watch?v=x0j28cQm5Y8
https://www.bbc.co.uk/teach/class-clips-video/geography-ks1-ks2-your-world/z67bmfr
https://www.busythings.co.uk/play/#
https://www.bbc.co.uk/cbeebies/games/love-monster-fluffytown-adventures

Physical features		Key Vocabulary	
Physical features	Physical Features are the natural features on the Earth's surface.	here	world
local area	The area around where you currently reside since by living there you are considered a local.	there	
plants and animals	Living things that grow and live in our world without any input from humans.	home	list
		animals	find
		house	same
		street	different
		Earth	
		inside	
		outside	
		journey	
Human features		Geographical skills (Disciplinary Knowledge)	
human features	Things made or built by humans like cities, houses, roads, bridges, farms. etc	Mapping	
playground	An area designed for playing in .	Find the same place on a different type of map	
school	A building and community which exists together to learn and teach the skills and knowledge needed to live in society.	Sort pictures into the order of when we saw them on a route.	
		Use photos from a trip to draw my own map.	
		Talk about places I have been using a digital map and photos.	
equipment	Tools used to carry out a task. This can be large or small.	Enquiry / Fieldwork	
transport	A system or means of conveying people or goods from place to place.	Question the suitability of an object to meet a need.	
travel	Using transport to move from one place to another.	Choose an appropriate object according to its properties to answer a question.	
		Say what is the same and different about 2 unfamiliar objects.	
		Verbally label the parts of new objects.	
		Describe what I have written about an object.	

Sh



Share attention

Be at the child's level.
Pay attention to what they are focused on.

R



Respond

Follow the child's lead.
Respond to their non-verbal and verbal communications.
You could make a brief comment on what they can see, hear or feel.

E



Expand

Repeat what the child says and build on it by adding more words to turn it into a sentence.

C



Conversation

Have extended back and forth interactions. Give children time to listen, process and reply.

Supporting inclusive practice: every child, every day...

The benefits to your child of learning more than one language are huge.



Talk and play with your child in the language you feel most confident and comfortable using.



You can use the ShREC approach with any language including British Sign Language.



The ShREC approach supports all forms of communication children use, including signs and symbols.

Listening to children and having conversations with them



Comment more, question less



Oh!
I can see Spot hiding in the basket.

Encourage conversations.

10 second rule



Give children time to listen, process and reply.

Interactive book reading



Lion!

It's a fierce, scary lion!

Sheringham
Nursery School and
Children's Centre

The
East London
Research School

Contact:
www.researchschool.org.uk/eastlondon