

Nursery Term – Summer 1

It's the start of Summer 1 and we are waiting eagerly for some sunshine. Hopefully with a change in weather we will have lots of wonderful things to explore and learn about in our outdoor environment. We will be looking closely at plants and butterflies.

As part of our geography topic the nursery team will appreciate it if you could provide us with a photo of your child in their homes and overseas if possible. You could bring in a physical copy or email it to the following address -

info.portway@leadinglearningtust.org.

Please put your child's class in the subject of the email (Queens Park, Elephant and Castle or Paddington).

This term we will be learning about... Big Wide World



Key Information

Please encourage your child to practise writing their name, phonic sounds and identifying shapes in the environment.

We encourage you to read with your child every day and sign their reading log everyday. Nursery children will select 2 books each week to take home on **Mondays** and **Thursdays**. Please remember to bring in your child's book bag **daily**.

We will be beginning **show and tell** in summer 1. On a **Friday** your child can bring in a toy, object or picture to share with the class. Please remind your child to keep it in their bags until an adult tells them to get it out. Please ensure your child does not bring in items on any of the other days.

REMINDER:

Please remember that our learning starts at **8:45am**. Please ensure your child is punctual to avoid missing their learning. **The nursery team will kindly remind parents to avoid gathering outside the classroom in the morning as it unsettles the children.**

RSHE

Our focus for this half term is 'Location'. The children will explore different means of travel to get to school as well as understanding that all children come to school from different areas and houses.

English

In Reading pupils are learning the RWI set 1 sounds.

In Writing pupils will be learning to engage in extended conversations about stories and learning new vocabulary. Pupils will continue to use some of their print and letter knowledge in their early writing. For example: writing a pretend shopping list that starts at the top of the page; writing 'm' for mummy.

This key texts this half term are: • **Handa's Surprise - Eileen Browne** • **All are welcome - Alexandra Penfol** • **Tanka Tanka Skunk! Steve Webb**

RSHE

Our focus for this half term is 'Our family'. The children will be learning the following:

- who is in my family.
- how to develop positive relationships with other adults.
- how to begin to build constructive and respectful relationships with other children.

Mathematics

Number: Pupils will learn to:

- Compare quantities using language: 'more than', 'fewer than'.
- Solve real world mathematical problems with numbers up to 5.

Space, shape, & Measure: Pupils will learn to:

- Select shapes appropriately: flat surfaces for building, a triangular prism for a roof, etc.
- Combine shapes to make new ones – an arch, a bigger triangle, etc.

EAD

During spring 2, our main focus will be D&T. Students will be learning about ice sculptures. They will explore how water can be a liquid as well as a solid when frozen. This hands-on activity will allow children to stack coloured ice cubes to any arranged shape, talking about the different shapes and sizes they can see.

Computing

Our Nursery children will be learning to complete tasks on the Interactive Whiteboard. They will focus on activities which will involve clicking and dragging objects on the Interactive Whiteboard.

You might like to join in with our learning at home by:

Reading -

Please read with your child every day. Please comment and sign the reading log each time.

Doing -

Make a fruit salad. Talk about the different fruits and colours. Are these the same fruits found in Handa's surprise.




Watching -

Handa's surprise by Eileen Browne
https://youtu.be/XyIV_xYi0as

Visiting -




The zoo. Talk about the animals that are at the zoo. Have you seen any of the animals from the book 'Handa's Surprise'.

Year Nursery - Understanding the World (Geography focus)

Theme	Learning Goal	Key Questions to be asked	Answers
	There are lots of places in our world.	Where do we come from? How did we get to Portway?	Everyone comes from a different place to come to school. To get to school everyone has to travel using a form of transport.
	Children like the same thing everywhere.	What are children like in different places?	All children like to learn, play and make friends, often by going to Nursery school. Nursery schools around the world are similar and different from the Nursery we go to.
	Animals need to live in certain places.	Where do animals live?	There are different animals in the world who live in a variety of different habitats such as land and water. You can tell where animals live by what they look like.
Final Investigation:		What would I need to take with me if I travelled somewhere different?	

Maps



Physical features	
ocean	 A huge body of saltwater that covers about 71 percent of Earth's surface and containing 98% of all the Earth's water.
river	 A large, natural stream of flowing water such as the River Thames in London. People often build places to live next to rivers.
desert	 Arid ecosystems that receive fewer than 25 centimeters of precipitation a year
beach	 narrow, gently sloping strip of land that lies along the edge of an ocean, lake, or river
lake	 A naturally occurring, relatively large body of water localised in a basin completely surrounded by dry land.

Key Vocabulary	
path	animal
travel	water
move	land
ride	fish
walk	
go	
world	
doing	like
live	not like

Geographical skills (Disciplinary Knowledge)
Mapping
Choose an object based on its attributes to meet a need.
Find attributes which are the same in similar objects.



Useful websites

- <https://www.family.co/blog/eyfs-focus-9-activities-to-help-kids-in-understanding-the-world>
- https://www.youtube.com/watch?v=biX7NNxw_w8
- https://www.youtube.com/watch?v=G9_CFO8W3Kk
- <https://www.youtube.com/watch?v=xFK7qkj6yN8>
- <https://www.youtube.com/watch?v=Ut-HbauKzDw>
- <https://www.bbc.co.uk/teach/class-clips-video/eyfs-ks1-geography-oo-jettlers/zi8vpo8>

Human features	
walking	Used to travel short distances such as around school and down the road.
bus	Public vehicle used to travel local distances carrying many passengers.
car	A private vehicle used to travel short and long distances.
home	A place you live with your family.