

Year 1

Term – Summer 1

Science

Biology - Animals

This year we have increased our learning through investigation. Each half term we have a concluding investigation question that we try to solve based on what we have learnt during the half term. Our question this term is:

How are most animals the same?

In order to answer this question they will be learning: Identify and name a variety of common animals including fish, amphibians, reptiles, birds and mammals. Recognise and name a variety of common animals that are carnivores, herbivores and omnivores. Describe and compare the structure of a variety of common animals (fish, amphibians, reptiles, birds and mammals, including pets).

Our pupils will also learn about humans and human body parts. They will identify, name, draw and label the basic parts of the human body and say which part of the body is associated with each sense.

This term we will be learning about...

Scotland



We will be visiting the
Sri Mahalakshmi Temple
in East Ham:
Tuesday 6th May.
Wednesday 7th May.

Humanities

Please refer to the fact organiser at the end of this document for details about our Geography topic: Scotland

Art

Year One will be using engraving techniques in clay to design a medal for someone. They will make sure that the design they choose reflects what the person who received the medal did to get it and think creatively about how to use the limited space for the biggest impact. They will use tools and objects to make marks by pressing hard into the clay.

RSHE

This half term, our big idea for RSHE is 'My Relationships'. We will: Summarise the members of my family. Recognise that families can look different for different people. Share how it feels to be part of a family. Identify what it means to be a good friend. Establish the idea of respect and how it supports my relationships with others. Examine positive qualities a friend has. Reflect on the appreciation I have for others.

English

In Writing pupils will develop their skills in story writing. They will be learning about different adjectives, verbs and synonyms they can use to make their writing more interesting. They will begin to start their stories by introducing a character. They will also be learning about features of a non-chronological text.

We will continue to follow the RWI program for phonics. Your child will bring home books to practise reading, please encourage them to have a go on their own with these books which we also read in class.

Our focus texts are: Katie in Scotland and Orion and the dark.

RE

This term our focus question is 'How do Hindu people belong?'

We will be looking at key religious objects that Hindu people use to show they are Hindu. We will also be learning how Hindu people help their children to belong to their community. We will also be thinking about how we belong to our community.

Mathematics

In Maths, we will continue our learning about mass and capacity and how to compare the mass and capacity of a variety of containers.

we will be learning about multiplication. We will learn about arrays and repeated addition and investigate how they relate to each other. Then we will move on to grouping and sharing objects and beginning to use this knowledge to divide numbers into equal groups and by sharing.

We will start to explore halves and quarters of shapes and then extend this into halving numbers.

Computing

This half-term, pupils will study **Creative Media**. In this unit pupils will use the computer to produce digital writing. They will enhance their knowledge of the keyboard and specific keys such as 'backspace'. Pupils will learn how to click and drag text along with utilising the different icons on the toolbar. Thus, children will learn to manipulate text using cosmetic changes.

You might like to join in with our learning at home by:

Reading

- **Read everyday and record this in the reading record - try a range of text types.**




Watching

<https://www.natgeokids.com/uk/discover/geography/countries/facts-about-scotland/>
<http://www.safetynetkids.org.uk/personal-safety/staying-safe-online/>

Doing

- **Why not try to make your own sculpture of Ben Nevis or Balmoral Castle?**
- **Visit a zoo, farm or aquarium or read about them in the library to find out more about different species.**

Year 1 - Geography. Final Enquiry: Why should people visit Scotland on Holiday?

Theme	Learning Goal	Key Questions to be asked	Answers
	Scotland is different from England.	Where is Scotland?	Scotland is the northernmost country of the UK which is made up of 100s of islands and the mainland
		What physical features can be found in Edinburgh?	Edinburgh is the capital city and has obvious physical features including Arthur's seat.
		What physical features can be found in the Highlands?	The Highlands is a range of mountains which include Ben Nevis. Ben means mountain.
		How are physical features marked on a map?	Maps use symbols to show features including triangles for mountains.
	Scotland has a wide variety of physical features.	What can make physical features famous?	Where there are mountains (Bens) there are valleys (Glens) and lakes (Lochs).
		What are some well known physical features?	Glen Nevis is at the base of the highest mountain and Loch Ness is the deepest lake in Scotland.
		What do tourists want to do in Scotland?	When places are famous people called tourists want to visit them in real life.
	Weather forecasting has its own conventions and standards.	How is weather shown on a map?	Weather has standard vocabulary and symbols to describe it.
		How can seasons help to predict the weather?	A weather forecast is a prediction of the likely weather which is different in different seasons.
		What else can help to predict the weather?	Weather can also be predicted by looking at the same time in the past.

Maps



Important Physical and Human Features

Edinburgh	
Arthur's seat	An ancient volcano overlooking the city.
Castle Rock	Ancient volcano with the castle on top.
Firth of Forth	The estuary (firth) of the River Forth.
Edinburgh castle	Oldest fortification in the UK.
Holyroodhouse palace	King's official residence in Scotland.
Greyfriars Bobby	Statue of a dog who guarded a grave for 14 years in Victorian times.
Royal Mile	The road from the castle to Holyroodhouse. The main road of the old town.
Highlands	
Ben Nevis	UK's and Scotlands tallest mountain.
Glen Nevis	Beautiful valley below Ben Nevis.
Loch Ness	Deepest lake in Scotland and home to the legendary Loch Ness monster.
Inverness	Capital city of the Highlands

Key Vocabulary

landscape	few (people)
city	snow
village	cold
stadium	hot
aerial	
Highlands	clue
mountains	evidence
seas	observation
valley	report
lots (of people)	forecast







Geographical skills (Disiplinary Knowledge)

Interpretation
Group objects by my own criteria.
Group objects by a given criteria.
Predict the outcome of an observed event.
Choose the 2 most important aspects of the topic.
Make a simple explanation of an event / phenomena.

Useful websites

https://www.climate-zone.com/
https://www.worldatlas.com/
https://www.kids-world-travel-guide.com/uk-facts.html
https://www.youtube.com/watch?v=NXLJOFspE_s
https://www.youtube.com/watch?v=FsXtKMEx7BM

Weather

	Sunny	
	Rainy	
	Snowy	
	Stormy	
	Cloudy	

