

Nursery Term – Spring 2

It's the start of Spring 2 and we are excited to learn about our past. We will be looking at how we have changed over time and explore how we look different and behave differently than we did when we were babies.

Please bring in a picture of your child as a baby to make their learning meaningful to them (this can be photocopied and given back to you). We will also look at how grandparents may play an important role in a child's life.

We will also be looking at how people lived differently in the past compared to now. Children will explore tools such as vacuum cleaners, ovens, washing machines to help us do these jobs.

This term we will be learning about...

The big wide world.



Key Information

Please encourage your child to practise writing their name, phonic sounds and counting up to 10 at home.

The nursery team will kindly remind parents to avoid gathering outside the classroom in the morning as it unsettles the children.

Please ensure you label your child's hats and gloves. We have a growing collection of unclaimed items. If you are missing an item please have a look.

Polite reminder:
If your child is still in nappies or pull ups please can you support your child to come off it as soon as possible. If you require any advice with toilet training please speak to the team.

RSHE

Our focus for this half term is 'our community'. The children will explore their local area and have a discussion on what they have in their community.

English

In Reading pupils will begin to learn the RWI set 1 sounds.

In Writing pupils will be using some of their print and letter knowledge in their early writing. For example: writing a pretend shopping list that starts at the top of the page; writing 'm' for mummy. Pupils will also learn to spot and suggest rhymes.

This key texts this half term are:

- **Peepo- Allan Ahlberg and Janet Ahlberg**
- **Baby goes to market- Atinuke**
- **The last noo noo- Jill Murphy**

Mathematics

Number: Pupils will learn to:

- Know that the last number reached when counting a small set of objects tells you how many there are in total ('cardinal principle').
- Link numerals and amounts: for example, showing the right number of objects to match the numeral, up to 5.

Space, shape, & Measure: Pupils will learn to:

- Make comparisons between objects relating to size, length, weight and capacity.
- Talk about and explore 2D shapes (for example, circles, rectangles, and triangles) using informal and mathematical language: 'sides', 'corners'; 'straight', 'flat', 'round'.

EAD

ART:

In our Art sessions, children will continue exploring mark-making, drawing, and painting. They will focus on creating lines, shapes, and patterns using a variety of tools and materials. Through these activities, they will develop their fine motor skills, creativity, and early artistic expression.

DT: Weaving

In DT, Nursery children will focus on weaving, helping to develop their fine motor skills, hand-eye coordination, and concentration. They will explore different textures and materials, learning how to weave on different objects. This activity will support their creativity and early problem-solving skills.

Computing

Our Nursery children will be taking pictures of each other on the ipad, acquiring basic skills in turning on and operating ICT equipment.

You might like to join in with our learning at home by:

Reading -

Please read with your child every day and sign the reading log each time. Please ask your child to practise their RWI sounds they have been learning in nursery (m,a,s,d,t,i, n, p)

Watching -

Peepo- Allan Ahlberg and Janet Ahlberg
<https://www.youtube.com/watch?v=WEFSk7nHfkg>




Doing -

Please bring in a photo of your grandparents/ older member of your family to share with the class.

Visiting -

You can go for a walk around the local area as part of our learning on the community. Tell us what you have seen on your visit.

Nursery - History. Final Enquiry: Would I like living in the past?

Theme	Learning Goal	Key Questions to be asked	Answers
	Children are different from babies.	What did I look like when I was a baby?	Photos show us that we look different from when we were a baby but some things are the same.
		What did I do when I was a baby?	Babies are just learning how to sit up and play etc. This is very different now I am a preschooler.
	Grandparents are an important part of who we are.	Who is in our family?	We all have families which are different from each other. Our grandparents are our parents parents.
		What are our grandparents like?	Our grandparents lived differently than today so they will play with us differently than other members of our family.
	People lived differently in the past.	What jobs do we do at home?	We use tools such as vacuum cleaners, ovens and washing machines to do jobs in our houses.
		How did they look after their house in the past?	In the past the tools they used looked and worked differently from the ones we use today.
Final Investigation:		Would I like living in the past?	

Timeline of Key events		Key Person / objects	Reason	Key Vocabulary	
1760	Invention of the washing machine.	baby	a very young child	remember	now
1830	The first electric stove.	toddler	A young child who is just beginning to walk.	baby	then
		pre-schooler	A child who goes to preschool but is not old enough for school.	toddler	sort
1851	The Great exhibition and the showcase of appliances.	child	A young human being below the age of puberty.	adult	
1877	The telephone is invented.	tools	A device or implement, especially one held in the hand, used to carry out a particular function.	grow	
1886	The dishwasher is invented.	grandparents	The parents of our parents.		
1901	The first vacuum cleaner.				
1919	The first electric refrigerator.				
1927	The electric iron is invented.				
1930	The invention of the electric toaster.				
1946	Post war boom in the invention and introduction of time saving household devices.				



Useful websites
https://www.bbc.co.uk/bitesize/articles/zcqs7h
https://www.youtube.com/watch?v=UtJmNy-AWwo
https://www.youtube.com/watch?v=UtJmNy-AWwo
https://www.bbc.co.uk/history/british/victorians/
https://www.theschoolrun.com/homework-help/life-victorian-era
https://www.youtube.com/watch?v=SrUiWknqou0

Historical skills (Disciplinary Knowledge)
Enquiry
Find attributes which are the same in similar objects.
Role-play how something was / is used.
