

Year: Reception Term – Autumn 1

This is such a special time of year and we are so excited to meet and welcome all our new and returning nursery students and families to Portway Primary school.

We will be using the story of Owl Babies to support and settle in nursery children in their new environment with the understanding that their families will be back soon. This term we will be focusing on our topic 'exploring our environment.' This gives children the opportunities to familiarise themselves and feel secure in our setting. We will be learning about our classroom and playground and become familiar with our new environment.


RSHE

This half term, the topic is My Emotions. For Nursery this involves getting to know each other and to think about our families.

We will practise working cooperatively and collaboratively to enhance our social skills allowing a sense of community and belonging in our class.

This term we will be learning about...

Exploring our environment.



EAD

During Autumn 1 we will be learning to mark make by taking a line for a walk. We will use a variety of colours and link it to the colour monster.

Key Information

Please pack a 'stay at school' bag with your child's name on that contains labelled change of clothes. We recommend you include 2 tops, 2 trousers, socks and underwear. Please also send your child with their own water bottle labelled with their name.

We will soon be giving out a book bag and reading log for your child. When you receive it please read with your child every day and sign their reading log everyday. Nursery children will select 2 books each week to take home on **Mondays** and **Thursdays**. Please remember to bring in your child's book bag **daily**.

The nursery team will kindly remind parents to avoid gathering outside the classroom in the morning as it unsettles the children.

As part of our learning on ourselves the nursery team kindly request a photo of your child when they were a baby and also a family photo. Please write your child's name on the back and give it to the class teacher. Alternatively you may email it to the following address: info@portway.ncltrust.net with your child's name and class on the subject line.

English

In Reading, pupils in the first half term will practise phonological awareness- alliteration, rhythm, rhyme, body percussion, environmental sounds.

In Writing, pupils will be practising making marks, giving meaning to marks and beginning to practise their names.

This key texts this half term are:

- Owl Babies - Martin Waddell
- Monkey Puzzle- Julia Donaldson
- My cat Likes to hide in boxes - Eve Sutton

PSED

This half term we will be supporting the children to settle in our environment. We will encourage them to become more outgoing with unfamiliar people, in the safe context of their setting. We will also work with them to show more confidence in new social situations.

Mathematics

Number: Pupils will learn to:

- Recite numbers in order to 5 and above
- Represent numbers using fingers and marks

Space, shape, & Measure: Pupils will learn to:

- Talk about and explore 2D and 3D shapes (for example, circles, rectangles, triangles and cuboids) using informal and mathematical language: 'sides', 'corners'; 'straight', 'flat', 'round'.

Computing

Nursery children will be taking pictures of each other on the ipad, acquiring basic skills in turning on and operating ICT equipment.

You might like to join in with our learning at home by:

Reading

- Please read with your child daily.

Watching




Owl babies

<https://www.youtube.com/watch?v=TPQRiSTYFH0>

Doing

- Bring in a picture of your family so we can get to know you better. Draw a picture of yourself and your family members.

Nursery- Geography. Final Enquiry: What do I like about my local area?

Theme	Learning Goal	Key Questions to be asked	Answers
	Our local environment is made up of a variety of different features.	What can we do in our nursery? How can we show what we know? Where else can you explore?	Children use their 5 senses to explore their environment. Every part of the nursery has a different job. We can say, draw, role play or photograph what we want to show to someone else. By looking at photos and videos you can see places that you have never been to yourself.
	Maps are pictures of our world.	What do maps tell us? What do real things look like on maps? What can I recognise on a map?	Maps are pictures that have unique features of locations illustrated. Photos taken from the air are aerial photos and can be matched to a picture on a map. By naming the places you know in the real world you can also verbally label a map of an area.
	Every place is different.	Where in the world have we been? How do we prepare for the weather? Where do different animals live?	People don't always stay in the same place and will travel all over the world. Other places are different from where we are because the weather is different so you need different clothes. Different animals live in different parts of the world such as hot / cold and wet places.

Maps



Useful websites

<https://www.kids-world-travel-guide.com>
<https://www.youtube.com/watch?v=x0i28cQm5Y8>
<https://www.bbc.co.uk/teach/class-clips-video/geography-ks1-ks2-your-world/z67bmfr>
<https://www.busythings.co.uk/play/#>
<https://www.bbc.co.uk/cbeebies/games/love-monster-fluffytown-adventures>

Physical features

Physical features	Physical Features are the natural features on the Earth's surface.
local area	The area around where you currently reside since by living there you are considered a local.
plants and animals	Living things that grow and live in our world without any input from humans.

Human features

human features	Things made or built by humans like cities, houses, roads, bridges, farms. etc
playground	An area designed for playing in.
school	A building and community which exists together to learn and teach the skills and knowledge needed to live in society.
holiday	An extended period of leisure and recreation, especially one spent away from home or in travelling.
transport	A system or means of conveying people or goods from place to place.
travel	Using transport to move from one place to another.

Key Vocabulary

adventure	map
explore	picture
garden	like
tunnel	
hole	
park	
road	
school	

Geographical skills (Disciplinary Knowledge)

Mapping

Look at a map or plan and talk about where I am going.
Talk about the different sizes and positions of things.

Enquiry / Fieldwork

Ask a question based on the physical attributes of an object.
Role-play how something was / is used.

