

### Our Key Areas of Learning are:

**Case Study 1 - History:** Maya Civilisation

**Case Study 2- Science:** Solids, liquids and gases

**Case Study 3 - Design & Technology:**

Making chocolate products, designing packaging

## LKS2 Spring 2026



### Main English Areas of Study:

- Writing Setting Descriptions
- Scientific Writing / Instructions
- Poetry

### Key Text

Charlie and the Chocolate Factory by  
Roald Dahl

‘Fairtrade’

Our Expedition Title is:

## From Bean to Bar

Our Expedition Question is:

## What is the cost of a bar of chocolate?

### Additional Resources for home learning

Reading Plus (<https://login.readingplus.com/>)

Times Tables Rockstars (<https://ttrockstars.com/>)

### Key Dates

**19th January - 3:30:** Multiplication Times  
Tables Check Parent's Meeting

**Mon 6th May:** Bank Holiday

**Monday 1st June - Friday 12th June:** Year 4  
National Times Table Check

**Monday 16th February - Friday 20th:** Half  
Term Holiday

**Family Learning Y3: 11th March 9:30-11:00**

**Family Learning Y4: 12th March 9:30-11:00**

**Friday 27th March 9:30** Celebration of  
Learning and break up for Easter Holiday.

### Family Learning

We will be making chocolate bark and  
lollipops for our final product and would  
appreciate your support.

This event will be split into Year 3 and a Year 4  
mornings.


### Final Product

Making Chocolate Bars and designing the  
packaging.




## LKS2 Summer Home Learning

# From Bean to Bar: What is the cost of a bar of chocolate?

Expedition	English	Maths	Life Skills
Find examples of solids, liquids and gases around the home and make a list.	Write a description of your favourite bar of chocolate. Think about all your senses when describing it.	What is the cheapest bar of chocolate in the shop? What is the most expensive? What is the difference in price?	Carefully, make a cup of tea / coffee for a parent / carer. Ask them to watch you and take a photograph!
Create a poster to advertise some chocolate / sweets from the book Charlie and the Chocolate Factory.	Write a descriptive poem about sweets.	Practice on Time Tables Rock Stars 5 times a week. 	Tidy your bedroom and take a before and after photo.
Design your own “perfect” bar of chocolate.	Produce a factual piece of writing explaining how chocolate is made.	Read 5 times a week and get an adult to write a comment in the reading record.	Help your parent or carer make do some baking at home using chocolate.
Create an A - Z list of chocolates / sweets.	Write a set of instructions to make a chocolate bun.	The answer is ‘24’. What is the question? Write down as many different questions as you can that have the answer ‘24’.	Learn to tie your shoe laces or tell the time on a clock.

## Useful Links



School Website




LKS2 Message board



Year 3 Blog  
Miss Vines / Mrs Graves



Year 4 Blog  
Miss Brown/Mrs  
Haycock



Times Tables  
Rockstars



**1 x**

1 x	1 =	1
1 x	2 =	2
1 x	3 =	3
1 x	4 =	4
1 x	5 =	5
1 x	6 =	6
1 x	7 =	7
1 x	8 =	8
1 x	9 =	9
1 x	10 =	10
1 x	11 =	11
1 x	12 =	12

www.class-templates.com

**2 x**

2 x	1 =	2
2 x	2 =	4
2 x	3 =	6
2 x	4 =	8
2 x	5 =	10
2 x	6 =	12
2 x	7 =	14
2 x	8 =	16
2 x	9 =	18
2 x	10 =	20
2 x	11 =	22
2 x	12 =	24

www.class-templates.com

**3 x**

3 x	1 =	3
3 x	2 =	6
3 x	3 =	9
3 x	4 =	12
3 x	5 =	15
3 x	6 =	18
3 x	7 =	21
3 x	8 =	24
3 x	9 =	27
3 x	10 =	30
3 x	11 =	33
3 x	12 =	36

www.class-templates.com

**4 x**

4 x	1 =	4
4 x	2 =	8
4 x	3 =	12
4 x	4 =	16
4 x	5 =	20
4 x	6 =	24
4 x	7 =	28
4 x	8 =	32
4 x	9 =	36
4 x	10 =	40
4 x	11 =	44
4 x	12 =	48

www.class-templates.com

**5 x**

5 x	1 =	5
5 x	2 =	10
5 x	3 =	15
5 x	4 =	20
5 x	5 =	25
5 x	6 =	30
5 x	7 =	35
5 x	8 =	40
5 x	9 =	45
5 x	10 =	50
5 x	11 =	55
5 x	12 =	60

www.class-templates.com

**6 x**

6 x	1 =	6
6 x	2 =	12
6 x	3 =	18
6 x	4 =	24
6 x	5 =	30
6 x	6 =	36
6 x	7 =	42
6 x	8 =	48
6 x	9 =	54
6 x	10 =	60
6 x	11 =	66
6 x	12 =	72

www.class-templates.com

**7 x**

7 x	1 =	7
7 x	2 =	14
7 x	3 =	21
7 x	4 =	28
7 x	5 =	35
7 x	6 =	42
7 x	7 =	49
7 x	8 =	56
7 x	9 =	63
7 x	10 =	70
7 x	11 =	77
7 x	12 =	84

www.class-templates.com

**8 x**

8 x	1 =	8
8 x	2 =	16
8 x	3 =	24
8 x	4 =	32
8 x	5 =	40
8 x	6 =	48
8 x	7 =	56
8 x	8 =	64
8 x	9 =	72
8 x	10 =	80
8 x	11 =	88
8 x	12 =	96

www.class-templates.com

**9 x**

9 x	1 =	9
9 x	2 =	18
9 x	3 =	27
9 x	4 =	36
9 x	5 =	45
9 x	6 =	54
9 x	7 =	63
9 x	8 =	72
9 x	9 =	81
9 x	10 =	90
9 x	11 =	99
9 x	12 =	108

www.class-templates.com

**10 x**

10 x	1 =	10
10 x	2 =	20
10 x	3 =	30
10 x	4 =	40
10 x	5 =	50
10 x	6 =	60
10 x	7 =	70
10 x	8 =	80
10 x	9 =	90
10 x	10 =	100
10 x	11 =	110
10 x	12 =	120

www.class-templates.com

**11 x**

11 x	1 =	11
11 x	2 =	22
11 x	3 =	33
11 x	4 =	44
11 x	5 =	55
11 x	6 =	66
11 x	7 =	77
11 x	8 =	88
11 x	9 =	99
11 x	10 =	110
11 x	11 =	121
11 x	12 =	132

www.class-templates.com

**12 x**

12 x	1 =	12
12 x	2 =	24
12 x	3 =	36
12 x	4 =	48
12 x	5 =	60
12 x	6 =	72
12 x	7 =	84
12 x	8 =	96
12 x	9 =	108
12 x	10 =	120
12 x	11 =	132
12 x	12 =	144

www.class-templates.com



## Common exception words for Year 1



Here are some common exception words – words that are spelled without using the normal spelling rules – that children in England are expected to be able to spell by the end of Year 1 (age 6).

the	we	pull
a	no	full
do	go	he
to	so	me
today	by	she
of	my	house
said	here	our
says	there	friend
are	where	school
were	love	put
was	come	push
is	some	you
his	one	your
has	once	they
I	ask	be

## Common exception words for Year 2



Here are some common exception words – words that are spelled without using the normal spelling rules – that children in England are expected to be able to spell by the end of Year 2 (age 7).

door	everybody	improve
floor	even	sure
poor	great	sugar
because	break	eye
find	steak	could
kind	pretty	should
mind	beautiful	would
behind	after	who
child	fast	whole
children	last	any
wild	past	many
climb	father	clothes
most	class	busy
only	grass	people
both	pass	water
old	plant	again
cold	path	half
gold	bath	money
hold	hour	Mr
told	move	Mrs
every	prove	parents

## Spelling word list for Year 3 and Year 4



100 words that children in England are expected to be able to spell by the end of Year 4 (age 9). How many can you spell?

accident(ally)	disappear	interest	pressure
actual(ly)	early	island	probably
address	earth	knowledge	promise
answer	eight/eighth	learn	purpose
appear	enough	length	quarter
arrive	exercise	library	question
believe	experience	material	recent
bicycle	experiment	medicine	regular
breath	extreme	mention	reign
breathe	famous	minute	remember
build	favourite	natural	sentence
busy/business	February	naughty	separate
calendar	forward(s)	notice	special
caught	fruit	occasion(ally)	straight
centre	grammar	often	strange
century	group	opposite	strength
certain	guard	ordinary	suppose
circle	guide	particular	surprise
complete	heard	peculiar	therefore
consider	heart	perhaps	though/although
continue	height	popular	thought
decide	history	position	through
describe	imagine	possess(ion)	various
different	increase	possible	weight
difficult	important	potatoes	woman/women

## Spelling word list for Year 5 and Year 6



100 words that children in England are expected to be able to spell by the end of Year 6 (age 11). How many can you spell?

accommodate	correspond	identity	queue
accompany	criticise (critic + ise)	immediate(ly)	recognise
according	curiosity	individual	recommend
achieve	definite	interfere	relevant
aggressive	desperate	interrupt	restaurant
amateur	determined	language	rhyme
ancient	develop	leisure	rhythm
apparent	dictionary	lightning	sacrifice
appreciate	disastrous	marvellous	secretary
attached	embarrass	mischievous	shoulder
available	environment	muscle	signature
average	equip (-ped, -ment)	necessary	sincere(ly)
awkward	especially	neighbour	soldier
bargain	exaggerate	nuisance	stomach
bruise	excellent	occupy	sufficient
category	existence	occur	suggest
cemetery	explanation	opportunity	symbol
committee	familiar	parliament	system
communicate	foreign	persuade	temperature
community	forty	physical	thorough
competition	frequently	prejudice	twelfth
conscience	government	privilege	variety
conscious	guarantee	profession	vegetable
controversy	harass	programme	vehicle
convenience	hindrance	pronunciation	yacht