




<p>This half term we are learning about where the sea meets the shore. We will be learning the story Where the sea meets the sky? and exploring the seaside - what it looks like, smells like and tastes like. We will be exploring old and new.</p>	<h1>EYFS Summer 2024</h1>	<p>Areas of the curriculum we are focusing on:</p> <p>Expressive Art & Design - Being imaginative and expressive</p> <p>Understanding the World - Past and present</p> <p>Understanding the World - Understanding the natural world</p>
	<p>Our expedition is</p> <h2>What happens where the sea meets the shore?</h2>	
<p>Visitors</p> <p>Ice-cream visitors</p> <p>Punch and Judy show</p> <p>Artist visit to learn how to watercolour</p> <p>Fishmonger visit</p> <p>Open the book</p> <p>F2 will be walking to the postbox to send their postcard</p>		<p><i>Family Seaside Fayre - our product and celebration</i></p> <p>Ideas might include -sweet, ice cream van, hook a duck, apple bobbing, tin can alley etc</p>

Other dates

30/4/24 April- artist visit to create postcards 3/5/24 F2 only 1.30- walk to the postbox, children will need 7Sp 8/5/24- Ice-cream visitors 14/5/24 - rock pool visitors	23/5/24 9am - Family learning creative session W/b 20th May - fishmonger visit 4/7/24 @2.00- Celebration event
---	--

Home Learning

Throughout the term please choose one piece of home learning to complete weekly from the list. Email us photos of your child using the link you have received from Evidence Me or send their learning into school. In F2 there will also be reading and phonics home learning to complete.

Our specific objectives are;

Case Study 1 - Understanding the World: Past and Present

- Understand that some places are special to members of their community and why they are special.
- Understand the past through settings, characters and events encountered in books read in class and storytelling.
- Comment on images of familiar situations in the past and explain what they can see.
- Describe their immediate environment using knowledge from observation, discussion, stories, non-fiction texts and maps.

Case Study 2 - Understanding the World: The World

- Explore the natural world around them, making observations and drawing pictures of animals and plants.
- Know some similarities and differences between the natural world (animals) drawing on their experiences and what has been read in class.

Case Study 3 - Being Imaginative Expressive

- Invent, adapt and recount narratives and stories with peers and their teacher.
- Make use of props and materials when role playing characters in narratives and stories.
- Sing a range of well-known nursery rhymes and songs

Expedition Learning	English	Maths	Physical
Create your own ice cream sundae and draw/label.	Design and write your own postcard to a friend.	Teach/perform your parents/careers the 1,2,3,4,5 nursery rhyme.	Create an underwater picture/model.
Find out about 5 facts about the seaside - past and present.	Design a beach safety poster.	Can you draw a fish with repeating pattern scales?	Can you build/create your own pirate ship from household items such as cushions, sheets, chairs etc.
Packing a bag of what you would take to the seaside - take pics. Challenge - can you write these in a list.	Write a shopping list for your beach picnic.	Can you create your own treasure map - using positional language to explain where the treasure is.	How many sea creatures can you move like? e.g. a crab, octopus.
Can you make your own telescope - what would you see from your pirate ship?	Share your favourite fantasy bedtime story.	Explore household items that can float and sink.	Share your skills with your parents/careers on how to make a sandwich.