

**Our Key Areas of Learning are:**

**Case Study 1 - History:** Roman Britain

**Case Study 2- Geography:**

**Case Study 3 - Science:** - Light

# LKS2 Autumn 2023



**Main English Areas of Study:**

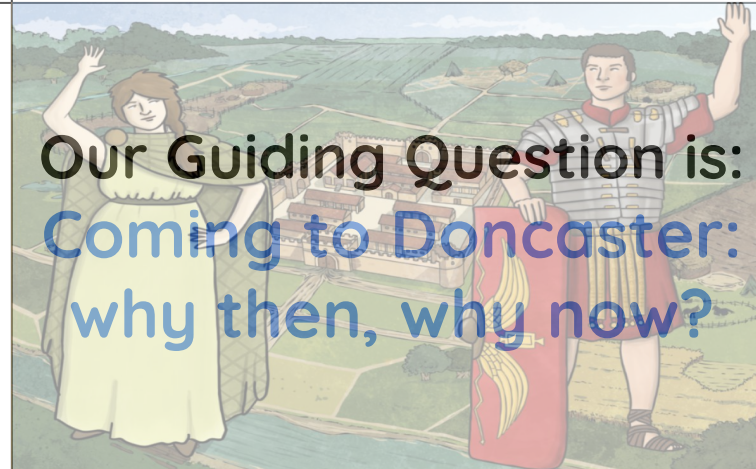
- Writing a entertain: informal letter
- Writing to inform: 2 page spread
- Writing

**Key Texts**

History Hackers: Roman Rescue

Captive Celt by Terry Deary

Melmets's Journey



**Field Trips and Visitors**

- Danum Museum and Art Gallery - Roman workshop
- Vsiit to Doncaster's Roman wall
- Want2Be Roman Workshop (in school)
  - Conversation club
- Members of our local community

**Key Dates**

Bank Holidays

Half term

Training Days

Family Learning

Celebration

**Expedition Website**

Check out the class blogs and the LKS2 Message Board on the school website:  
[www.ploverschool.co.uk](http://www.ploverschool.co.uk)


<https://sites.google.com/ploverschool.co.uk/lks2summer2023/home>

**Final Product**

A sign for the entrance of our school highlighting our school community and the influence of romans on Doncaster

# LKS2 Autumn Home Learning

## Coming to Doncaster: Why then, why now?

Expedition	Maths	English	Life Skills
<p>Make a laurel wreath like Julius Caesar would wear.  <a href="https://www.readingmuseum.org.uk/site/default/files/downloads/4.ORAC_make_your_own_laurel_wreath_lr.pdf">https://www.readingmuseum.org.uk/site/default/files/downloads/4.ORAC_make_your_own_laurel_wreath_lr.pdf</a></p>	<p>Many of our words come from the language the Romans used 'Latin'. Research words that we still use today that have latin roots (tip: <i>months; measurements</i>)</p>	<p>Roman Numerals: Write out your times tables in roman numerals  <math>iii \times iv = xii</math></p>	<p>Use a timer to clean your teeth for 2 minutes every morning and night for a week.</p>
<p>Design a mosaic using a repeating pattern. You could then have a go at creating it using paper tiles.</p>	<p>Write a descriptive poem about being a Roman Soldier.</p>	<p>Practice on Time Tables Rock Stars Soundcheck 3 times a week.  </p>	<p>Make your own bed every day for a week.</p>
<p>Make a Roman Road, aqueduct or Colosseum - use your imagination and creative skills to create a 3D model using materials of your choice</p>	<p>Write a Wanted poster for Boudicca or Caracatus.  <a href="#">Wanted Poster Information</a></p>	<p>Roman Measurements: Measure items around your house and garden as a Roman Engineer - write the measurements in Roman: (one <i>digitus</i> = nearly 2cm; One <i>palmus</i> = 7.5cm; One <i>pes</i> = 30cm; One <i>passus</i> = 1.5m; <i>Mille passuum</i> = 1 mile)</p>	<p>Make a sandwich for yourself and your family.</p>
<p>Discover the Romans in Doncaster - research and visit places around Doncaster where the Romans stayed or visit the Danum Museum or the Donacster Roman Wall and see their collection of Roman artefacts</p>	<p>Write a set of instructions how to make a Roman Road</p>	<p>The answer is '36'. What is the question? Write down as many different questions as you can that have the answer '36'.</p>	<p>Help wash the pots after dinner at least 3 times. Prove it with a photograph!</p>


# Useful Links




School Website




LKS2 Message board



Year 3 Blog  
Miss Farrow/Mrs  
Shuka/Mrs Graves



Year 4 Blog  
Miss Brown/Mrs  
Haycock



Times Tables  
Rockstars



Expedition  
Website



**1 x**

1 x 1 = 1  
 1 x 2 = 2  
 1 x 3 = 3  
 1 x 4 = 4  
 1 x 5 = 5  
 1 x 6 = 6  
 1 x 7 = 7  
 1 x 8 = 8  
 1 x 9 = 9  
 1 x 10 = 10  
 1 x 11 = 11  
 1 x 12 = 12

[www.class-templates.com](http://www.class-templates.com)

**2 x**

2 x 1 = 2  
 2 x 2 = 4  
 2 x 3 = 6  
 2 x 4 = 8  
 2 x 5 = 10  
 2 x 6 = 12  
 2 x 7 = 14  
 2 x 8 = 16  
 2 x 9 = 18  
 2 x 10 = 20  
 2 x 11 = 22  
 2 x 12 = 24

[www.class-templates.com](http://www.class-templates.com)

**3 x**

3 x 1 = 3  
 3 x 2 = 6  
 3 x 3 = 9  
 3 x 4 = 12  
 3 x 5 = 15  
 3 x 6 = 18  
 3 x 7 = 21  
 3 x 8 = 24  
 3 x 9 = 27  
 3 x 10 = 30  
 3 x 11 = 33  
 3 x 12 = 36

[www.class-templates.com](http://www.class-templates.com)

**4 x**

4 x 1 = 4  
 4 x 2 = 8  
 4 x 3 = 12  
 4 x 4 = 16  
 4 x 5 = 20  
 4 x 6 = 24  
 4 x 7 = 28  
 4 x 8 = 32  
 4 x 9 = 36  
 4 x 10 = 40  
 4 x 11 = 44  
 4 x 12 = 48

[www.class-templates.com](http://www.class-templates.com)

**5 x**

5 x 1 = 5  
 5 x 2 = 10  
 5 x 3 = 15  
 5 x 4 = 20  
 5 x 5 = 25  
 5 x 6 = 30  
 5 x 7 = 35  
 5 x 8 = 40  
 5 x 9 = 45  
 5 x 10 = 50  
 5 x 11 = 55  
 5 x 12 = 60

[www.class-templates.com](http://www.class-templates.com)

**6 x**

6 x 1 = 6  
 6 x 2 = 12  
 6 x 3 = 18  
 6 x 4 = 24  
 6 x 5 = 30  
 6 x 6 = 36  
 6 x 7 = 42  
 6 x 8 = 48  
 6 x 9 = 54  
 6 x 10 = 60  
 6 x 11 = 66  
 6 x 12 = 72

[www.class-templates.com](http://www.class-templates.com)

**7 x**

7 x 1 = 7  
 7 x 2 = 14  
 7 x 3 = 21  
 7 x 4 = 28  
 7 x 5 = 35  
 7 x 6 = 42  
 7 x 7 = 49  
 7 x 8 = 56  
 7 x 9 = 63  
 7 x 10 = 70  
 7 x 11 = 77  
 7 x 12 = 84

[www.class-templates.com](http://www.class-templates.com)

**8 x**

8 x 1 = 8  
 8 x 2 = 16  
 8 x 3 = 24  
 8 x 4 = 32  
 8 x 5 = 40  
 8 x 6 = 48  
 8 x 7 = 56  
 8 x 8 = 64  
 8 x 9 = 72  
 8 x 10 = 80  
 8 x 11 = 88  
 8 x 12 = 96

[www.class-templates.com](http://www.class-templates.com)

**9 x**

9 x 1 = 9  
 9 x 2 = 18  
 9 x 3 = 27  
 9 x 4 = 36  
 9 x 5 = 45  
 9 x 6 = 54  
 9 x 7 = 63  
 9 x 8 = 72  
 9 x 9 = 81  
 9 x 10 = 90  
 9 x 11 = 99  
 9 x 12 = 108

[www.class-templates.com](http://www.class-templates.com)

**10 x**

10 x 1 = 10  
 10 x 2 = 20  
 10 x 3 = 30  
 10 x 4 = 40  
 10 x 5 = 50  
 10 x 6 = 60  
 10 x 7 = 70  
 10 x 8 = 80  
 10 x 9 = 90  
 10 x 10 = 100  
 10 x 11 = 110  
 10 x 12 = 120

[www.class-templates.com](http://www.class-templates.com)

**11 x**

11 x 1 = 11  
 11 x 2 = 22  
 11 x 3 = 33  
 11 x 4 = 44  
 11 x 5 = 55  
 11 x 6 = 66  
 11 x 7 = 77  
 11 x 8 = 88  
 11 x 9 = 99  
 11 x 10 = 110  
 11 x 11 = 121  
 11 x 12 = 132

[www.class-templates.com](http://www.class-templates.com)

**12 x**

12 x 1 = 12  
 12 x 2 = 24  
 12 x 3 = 36  
 12 x 4 = 48  
 12 x 5 = 60  
 12 x 6 = 72  
 12 x 7 = 84  
 12 x 8 = 96  
 12 x 9 = 108  
 12 x 10 = 120  
 12 x 11 = 132  
 12 x 12 = 144

[www.class-templates.com](http://www.class-templates.com)

## Common exception words for Year 1



Here are some common exception words – words that are spelled without using the normal spelling rules – that children in England are expected to be able to spell by the end of Year 1 (age 6).

the	we	pull
a	no	full
do	go	he
to	so	me
today	by	she
of	my	house
said	here	our
says	there	friend
are	where	school
were	love	put
was	come	push
is	some	you
his	one	your
has	once	they
I	ask	be

## Common exception words for Year 2



Here are some common exception words – words that are spelled without using the normal spelling rules – that children in England are expected to be able to spell by the end of Year 2 (age 7).

door	everybody	improve
floor	even	sure
poor	great	sugar
because	break	eye
find	steak	could
kind	pretty	should
mind	beautiful	would
behind	after	who
child	fast	whole
children	last	any
wild	past	many
climb	father	clothes
most	class	busy
only	grass	people
both	pass	water
old	plant	again
cold	path	half
gold	bath	money
hold	hour	Mr
told	move	Mrs
every	prove	parents



## Spelling word list for Year 3 and Year 4

100 words that children in England are expected to be able to spell by the end of Year 4 (age 9). How many can you spell?

accident(ally)	disappear	interest	pressure
actual(ly)	early	island	probably
address	earth	knowledge	promise
answer	eight/eighth	learn	purpose
appear	enough	length	quarter
arrive	exercise	library	question
believe	experience	material	recent
bicycle	experiment	medicine	regular
breath	extreme	mention	reign
breathe	famous	minute	remember
build	favourite	natural	sentence
busy/business	February	naughty	separate
calendar	forward(s)	notice	special
caught	fruit	occasion(ally)	straight
centre	grammar	often	strange
century	group	opposite	strength
certain	guard	ordinary	suppose
circle	guide	particular	surprise
complete	heard	peculiar	therefore
consider	heart	perhaps	though/although
continue	height	popular	thought
decide	history	position	through
describe	imagine	possess(ion)	various
different	increase	possible	weight
difficult	important	potatoes	woman/women



## Spelling word list for Year 5 and Year 6

100 words that children in England are expected to be able to spell by the end of Year 6 (age 11). How many can you spell?

accommodate	correspond	identity	queue
accompany	criticise (critic + ise)	immediate(ly)	recognise
according	curiosity	individual	recommend
achieve	definite	interfere	relevant
aggressive	desperate	interrupt	restaurant
amateur	determined	language	rhyme
ancient	develop	leisure	rhythm
apparent	dictionary	lightning	sacrifice
appreciate	disastrous	marvellous	secretary
attached	embarrass	mischievous	shoulder
available	environment	muscle	signature
average	equip (-ped, -ment)	necessary	sincere(ly)
awkward	especially	neighbour	soldier
bargain	exaggerate	nuisance	stomach
bruise	excellent	occupy	sufficient
category	existence	occur	suggest
cemetery	explanation	opportunity	symbol
committee	familiar	parliament	system
communicate	foreign	persuade	temperature
community	forty	physical	thorough
competition	frequently	prejudice	twelfth
conscience	government	privilege	variety
conscious	guarantee	profession	vegetable
controversy	harass	programme	vehicle
convenience	hindrance	pronunciation	yacht