

A close-up photograph of a butterfly with orange and black wings perched on a vibrant blue iris flower. The background is a lush garden with various other flowers, including yellow and pink ones, and green foliage. A magnifying glass is visible in the upper right corner, focusing on the butterfly. The entire image is set against a light blue background.

Our Lockdown Journey
F2 2020
Beautiful Work



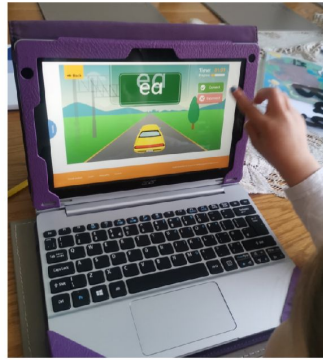


A day in the life of Seb





and Alec



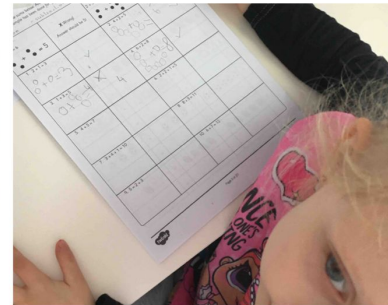


Mia has been very busy.






Lena has been learning in different ways.





Easter cards we
have made





Bobby the archer



Learning outside





Making food






Making Easter bunny




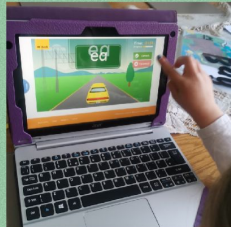


Khongkwan learning in different ways





Mia has been learning to do lots of new things.





Ellis has been busy in his learning





Chickens






The winner of the drawing competition is Mia





ETHAN HAS BEEN BUSY





Learning Thai

44 Thai alphabet by Khongkwan

ก ข ค ด ต อ ง จ ฉ ช
ซ ฌ ญ ฎ ฏ ฐ ฑ ฒ ณ ด
ต ถ ท ธ น บ ป ผ ฝ พ
ฟ ภ ม ย ร ล ว ศ ษ ส ห
ฬ อ ฮ

Thai number 0-9

๐ ๑ ๒ ๓ ๔ ๕ ๖ ๗
๘ ๙


๐ ๑ ๒ ๓ ๔ ๕ ๖ ๗ ๘ ๙

๐ ๑ ๒ ๓ ๔ ๕ ๖ ๗ ๘ ๙



Investigating



Lena has been investigating.





Ellis has been
investigating.





Task	Done	Done
Wash hands	✓	✓
Wash	✓	
Wash pom-poms	✓	
Wash		✗
Wash		✗
Wash	✓	✗
Wash	✓	


**Lots of
investigating**



*Mia shared with us
how she celebrates
Easter.*



Amazing butterflies



Ellis continued his learning

Ellis used his investigative skills to make a 2 storey garage.



The barrier and traffic light were used to finish the garage.



He counted the blocks to make sure all the corners had the same.



Half empty
Full
Nearly full



Capacity



Empty



Half full


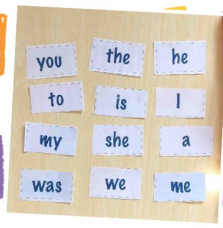


Sock puppets





Life cycle of a caterpillar




Rahand is learning



Rahand has been reading and doing number which are his favourite things but he is now exploring lots of different things.






Diana has been keeping safe inside. She has been practicing lots of things and she can fasten shoe laces.





Isla celebrated her birthday.





Roscoe likes to learn indoors and outdoors.





Roscoe has been very kind helping his neighbour.






**Theo has
been having
lots of fun.**




Nelly has enjoyed learning about the Hungry Caterpillar and growing.







Isabelle enjoys being creative.





What size
does your
garage
need to be
to fit 5 cars
inside?



Building a garage




Building



Capacity



Life cycle




Phonics

Brooke has been learning lots of different things.




Money



Reading




Weighing



Learning words



Exercising



Maths



Writing



Enjoying the fresh air



Measuring





Pyjama day





Old MacDonald had a farm
Our farm pictures



Learning about tornadoes




Theo made a tornado using water and glitter. He was very excited with what he had made.




Handwritten text on lined paper, possibly a list or notes:

- wednesday
- Thursday
- Friday
- Saturday
- Sunday




Making the alphabet






Counting to make a tally using everyday objects.





What sounds do animals make?

me Spring!
Spring! Hello S



Spring!
Hello



me Spring!

me Spring!

A beautiful horse
by Isla





Making a farmyard




The caterpillars have now
turned into chrysalises.





Low
black and white a long
tail, big nose can be
Spotty it can be brown
it has horns



Describing a farm animal

Soft fur


Wet nose

Floppy ears

Waggy tail

Eats fast

A list of handwritten descriptions for a farm animal: 'Soft fur', 'Wet nose', 'Floppy ears', 'Waggy tail', and 'Eats fast'.






Victory in Europe day







Creating the alphabet







Isla has been working hard in school and at home.






Lucas enjoys exploring

Vivan likes drawing and colouring





Making a tractor



Spread butter on toast



Make butter



What can we do with milk?



Make hot chocolate



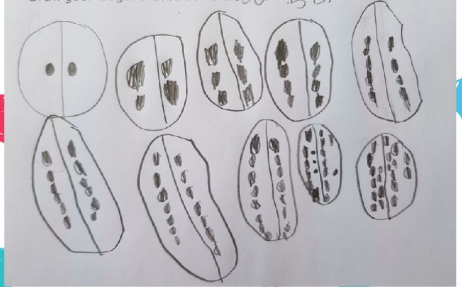
Make milkshake



Farmer Ellis looks after his plants and animals.



Can you make doubles on the ladybirds? What would double 5 spots be? What would half of 12 be?
 Draw your ladybird doubles here. *Ben G LK*



Doubling



Can you make doubles on the ladybirds? What would double 5 spots be? What would half of 12 be?
 Draw your ladybird doubles here.

double 6 *double 10* *double 5* *double 7*



Lena enjoys being
a gardener.





The police are coming.



Catch the criminals



Incident Form 0999

Time: 8 PM

Date: 20.05.2020

Incident: Hesty Hugh
and Lanky Loh
tried to steal the

Where: Farm

Other emergency services? (circle)



Equipment needed (circle)



Signed: ELLVS cartoon





Seb's camping
camping round 2



Breakfast outdoors



expeditions





Lettuce



Pumpkins



Strawberries

Roscoe the gardener




Sunflowers



Broccoli



Parsnips



Pirate Ellis



Ahoy there
shipmates!





Other pirate photos





Isabelle's pirate week


Making a pirate mask






Making dragon wings





Creating dragons with shapes

Vivan has been
working hard at
home and school



Chinese dragon






Fire breathing



dragons



Model making dragons





We have
built castles.



Play dough dragons



2 Counting in 2's, 5's
and 10's 4 5



20 21 22 23



Making Zog's world out of cake




Making Zog's world





Vivan's pirate ship





Creating Zog's world




F2 doctors





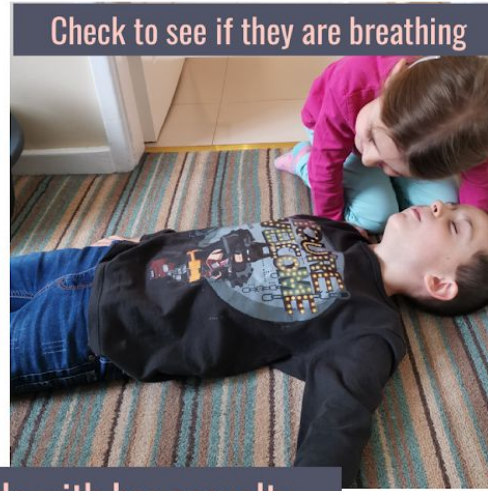
The things we would put in the doctor's suitcase



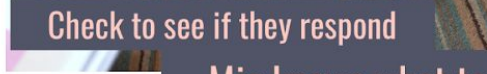
Check for danger



Check to see if they are breathing




Check to see if they respond




Mia knows what to do with her casualty

Check their airway

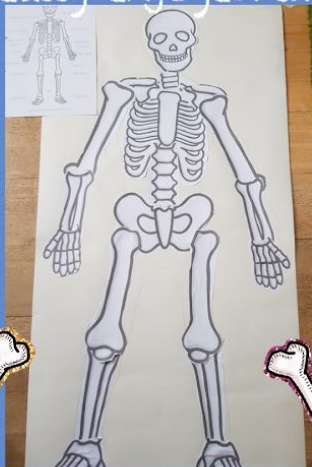


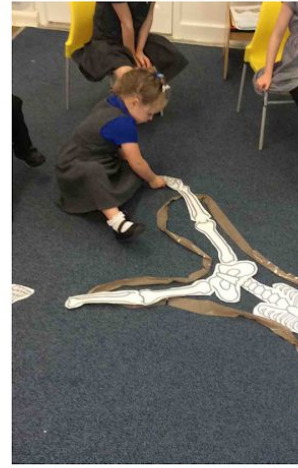
Put them in the recovery position






Ellis made a skeleton and added the organs of the body. He really enjoyed this activity.






The children in school made a skeleton.







Poppy has
been a
superstar
in her
learning





Making a dragon





**Dancing
dragons**

PIC•COLLAGE



Dragon food




**Karlie-Rose
has shown
perseverance
in her
learning**



Handwriting



Trying new food



Name writing



Our first day back in school



PIC•COLLAGE




Ethan loves exploring,
finding out and baking



Making a poster

How to look after a bearded dragon





Dragon masks



Making dragon eggs




PIC•COLLAGE



Practicing number bonds using different methods



Phonics practice





Making
dragons



Following instructions to make a dragon card.



What is inside the egg?




Using paper mache to create an egg



Isabelle always tries hard in her learning



Measuring with a ruler






Head 21
Arm 7
Leg 9
Tummy 5
Whole body 102
Hand 2
Foot 4



Toilet roll challenge



*Measuring with a
toilet roll*






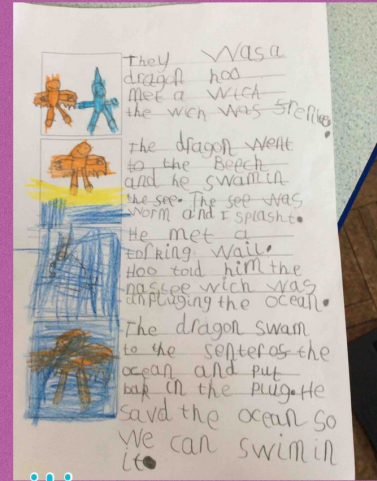

Making our own dinner





Creating with shapes





Amazing writing

