



# KS2 Skills builder booklet

## Literacy Skills builder



Name:

Year:

English Teacher:



## Week 1: Capital letters

What is a capital letter and when do I use one?

### Rules:

English uses capital letters to point out important words. This is the one element of English grammar that always follows its rules.

**Rule 1:** All sentences begin with a capital letter, even sentences that only consist of one word.

**Rule 2:** The proper name, the name of a specific person or thing, begins with a capital letter.

**Rule 3:** Titles of books, songs, stories, works of art, magazine articles, tests, and other written materials must begin with a capital letter. Every other important word of the title must also begin with a capital letter. Words that do not need a capital letter unless they are the first word of the title are *a, an, and, of, to, the*, etc.

**Rule 4:** The letter I, when used as a pronoun referring to yourself must always be written as a capital letter.

**Rule 5:** The first word of a direct quotation must begin with a capital letter. For example, "Who's been sleeping in my bed?" Pappa Bear cried.

**Rule 6:** Titles of people when used with their names or in place of their names must begin with a capital letter. For example, my favorite queen is Queen Elizabeth of England.

### When do we use capital letters?

- At the start of sentences.
- For names of people.
- For names of places.
- Days of the week.
- Months of the year.
- Titles of books, films, Songs, Plays etc.
- The first letter inside speech marks: In the distance, I heard someone cry, "Help!"



## Task 1

We use capital letters to begin the...

	True	False	Example
...first word of a sentence			
...names of colours			
...names of people			
...names of pets			
...names of wild animals			
...days of the week			
...hours of the day			
...months of the year			
...names for the seasons			
...names of streets			
...names of towns and cities			
...names of types of clothes			
...names of types of food			
...names of football teams			
...names for the weather			

## Task 2

Read these sentences and highlight where the capital letters should be:

1. once upon a time in germany, hans and his sister gretal lived in a small cottage by the hundred acre wood.
2. the golden globe studio in Hollywood is where the oscars are held every year in february.
3. it was a hot summer's day in the month of july when my father announced that he was taking us all on holiday to corsica
4. mr smith's birthday is in april.
5. my dad works for the aa.

Write two of your own sentences, making sure the capital letters are written correctly. One of the sentences should include information about a hobby of yours and one should be about your favourite book.



### Task 3

Find all of the capital letter mistakes in this passage.

There are 10 in total:

spider-man is a character from marvel comics. In the first story, Spider-Man took to fighting when his uncle ben was murdered.

although nobody seems to understand him, Spider-Man is a bit of a joker. He likes the chance to play tricks on people who never suspect that he and peter parker are one and the same.

A fan of Spider Man, Sean O'Neill, believes that Peter Parker was, "just a bit of a wimp and Spider Man is still (for a super hero) quite normal; he misses appointments, catches the flu when he needs to fight, forgets to put film in his camera and has trouble paying the rent. in short Spider-Man is the super hero who could be you."

Now swap with a partner to review them.



### Challenge!

Find an example of each capital letter rule in your reading book. Highlight and label it 'Capital letter rule 1' for example.

**Rule 1:** All sentences begin with a capital letter, even sentences that only consist of one word.

**Rule 2:** The proper name, the name of a specific person or thing, begins with a capital letter.

**Rule 3:** Titles of books, songs, stories, works of art, magazine articles, tests, and other written materials must begin with a capital letter. Every other important word of the title must also begin with a capital letter. Words that do not need a capital letter unless they are the first word of the title are *a, an, and, of, to, the*, etc.

**Rule 4:** The letter *I*, when used as a pronoun referring to yourself must always be written as a capital letter.

**Rule 5:** The first word of a direct quotation must begin with a capital letter.

**Rule 6:** Titles of people when used with their names or in place of their names must begin with a capital letter.



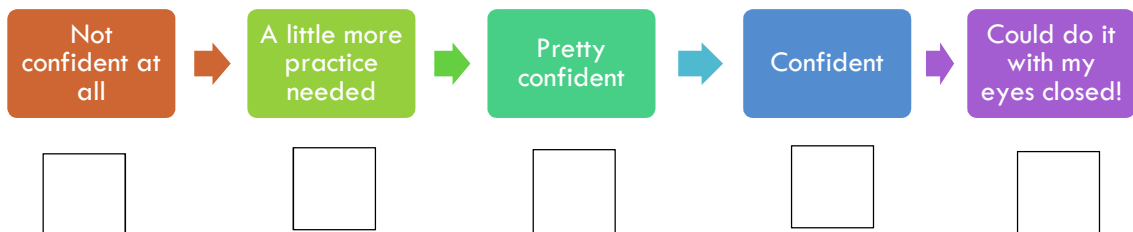
## Review learning

Record the rules for capital letter use in the box below. You can bullet point them. No cheating!

## Progress timeline



How confident are you with capital letters?





## Week 2: Full stops

What is a full stop and when do I use one?

### Rules:

A full stop is a punctuation mark (.) used at the end of a sentence or an abbreviation.

### **BEWARE!**

Once you have written a sentence, you cannot put a comma and carry on writing. This is called a run-on error. For example:

I love angel cake, it is my favourite.  
(run-on error)

### Task 1:

Can you add the capital letters and full stops to these sentences? Highlight the words or letters you have changed

scarlet made her way down the steps to the beach her dog ran behind her wagging its tail when she got to the bottom of the steps scarlet ran to the sea

the waves were breaking on the rocks scarlet decided to make a huge sandcastle her brother came to help her.

the tide began to come in the waves came over the sandcastle and washed it away scarlet and her brother went home

jacob stood on the riverbank watching the boats go by he waved to the people as they went past the engines made a quiet chugging noise



mrs hall got the paints out of the store room she put some on each table connor covered the tables with newspaper then karrina gave out the aprons

the old woman sat on the bench she watched the people as they went past on their way to work it began to rain the old woman got up and went home

Task 2:

*In each piece of text identify where the full stops and capital letters go. Re-write the sentences correctly underneath.*

pandas are members of the bear family they have black and white fur giant pandas are one of the world's rarest mammals a young panda is called a cub

beavers are rodents that live in North America they can live in water and on land they are powerful swimmers and can stay underwater for up to fifteen minutes a baby beaver is called a kit kits learn to swim when they are about one month old

bottlenose dolphins send messages to each other they do this by squeaking, whistling or slapping their tails on the water dolphins are mammals like us and breathe air like we do they have a poor sense of smell but very good hearing



## Challenge!

Find three examples of a full stop in your reading book or your exercise book. Why have they been used? Are there any times when you have forgotten to use a full stop in your exercise book?

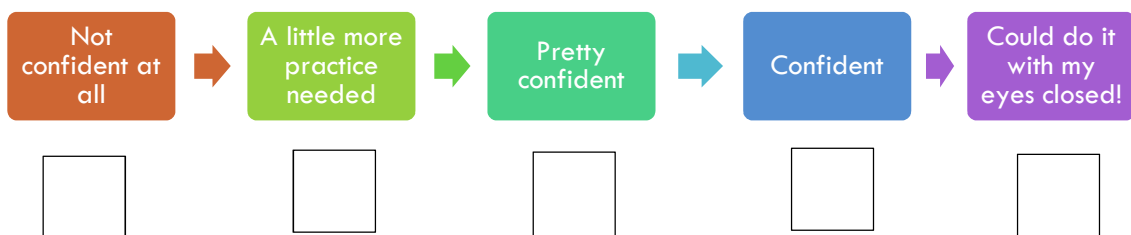
### Review learning

Record the rules for a full stop in the box below. No cheating!

### Progress timeline



How confident are you with full stops?







## Week 3: Question marks

What is a question mark and when do I use one?

Rules:

A question mark comes at the end of a question.

“What are you doing?” asked Mr Baker.

A question mark replaces a full stop at the end of a sentence.

A question mark acts like a full stop- you need a capital letter afterwards.

“Are you going on the school trip? I’m not allowed!”

### Task 1

#### Question marks practice

Which of these sentences are questions?  
Which ones are statements?



Can you put a question mark or full stop after these sentences?

1. Tom and Harry went to the shops
2. What’s for tea tonight
3. How much does that bag cost
4. I like my new teacher
5. Is it going to rain today
6. What should we watch on television tonight
7. I like my new reading book
8. Do you like pizza
9. Can I come to play at your house today
10. I like playing in the snow

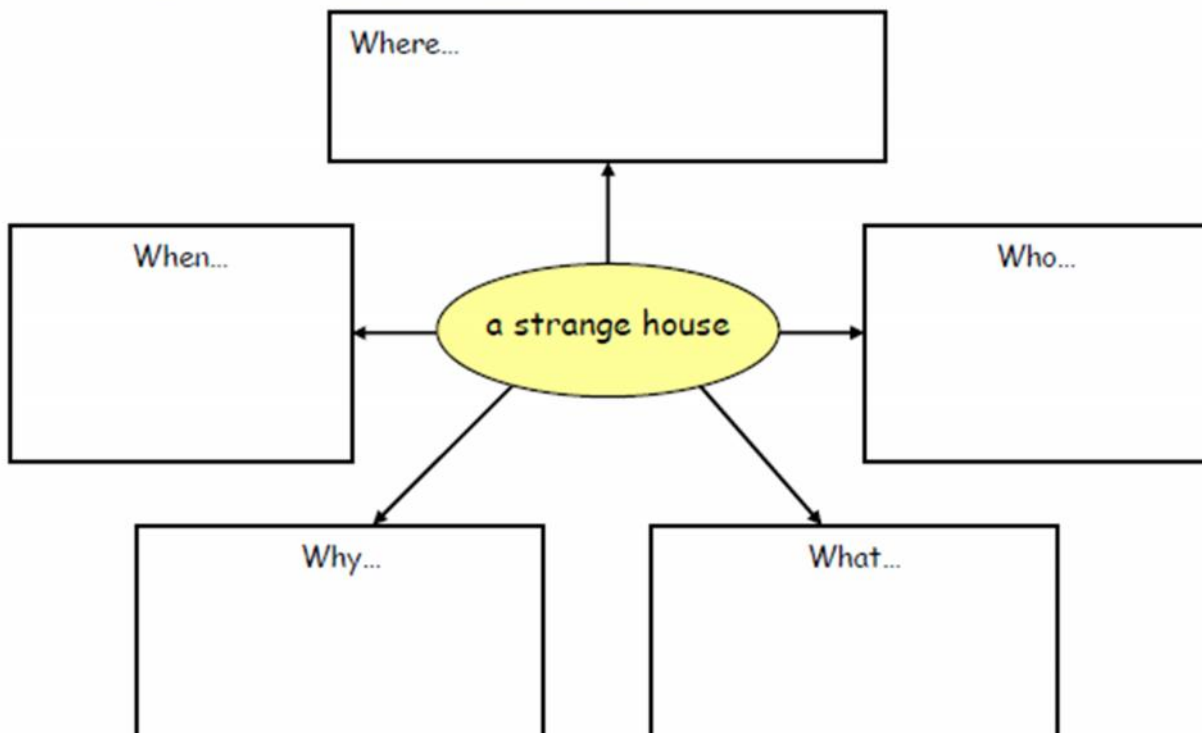


**Task 2** Make these sentences into questions by putting in the asking word and a question mark.

- 1) \_\_\_\_\_ are you going to do today \_\_\_
- 2) \_\_\_\_\_ was that you were talking to \_\_\_
- 3) \_\_\_\_\_ is the X Factor on this week \_\_\_
- 4) \_\_\_\_\_ you want to play cards \_\_\_
- 5) \_\_\_\_\_ did you leave your coat \_\_\_

who
what
where
when
did
which
do
was
is
how
can
why

**Task 3** Create a spider diagram that asks questions about the picture.





### Challenge!

In your book, find 3 examples of when you have used a question mark and highlight them. Now look for a question mark in your reading book. What rules does it follow?

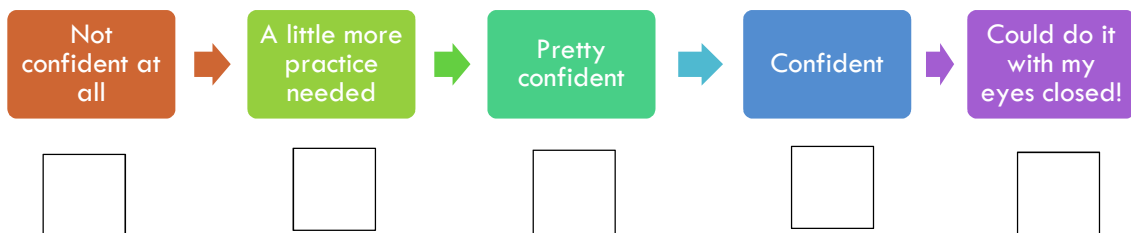
#### Review learning

Record the rules for using a question mark in the box below. No cheating!

#### Progress timeline



How confident are you with question marks?





## Week 4- Exclamation mark!

What is an exclamation mark and when should I use one?

### Rules:

An exclamation mark is used instead of a full stop when the sentence written needs emphasising, or someone is shouting.

Sometimes, you use an exclamation mark at the end of a sentence.

It shows when you feel strongly about something or when you are surprised.

*My birthday party was brilliant!*

An exclamation mark can be used when someone is excited or shouting or if they are saying something that's strange or surprising.

*"I've just seen a flying pig!" exclaimed Mr Daly.*

**N.B:** Do not use an exclamation mark unless you are certain it is necessary — and **never** use two or three of them in a row:

**Example:** This is a sensational result!!!

### Task 1

Read through this campfire story quietly to yourself. Re-write the story in your book, replace some of the full stops with question marks, and add exclamation marks for effect.

We all called him Frowning Frank because none of us ever saw him smile. He had a mangy old dog he called King that always used other people's gardens for a toilet.

Every morning and every evening, Frowning Frank would take King for a walk and let him do his business in someone's garden. I think King was Frank's only friend.

One evening, while we were playing in the street, Frank came walking down the road, calling loudly, 'King. King. Where are you. Here boy.' He shouted at us, 'Have any of you boys seen my dog.'

We hadn't and we told him so. Frank just kept on frowning and yelling for his dog. About an hour later, he came back looking pretty depressed and headed for his home. He hadn't found King.




Frank looked all around his yard, in the shed out back, under the house and in the bushes in the back yard - no sign of King anywhere.

Finally, he went inside, took off his coat and shoes, and sat down in his chair. He knew he had to call the dog pound. Just as he picked up the phone, he heard a noise like scratching and whining upstairs. He said to himself, 'What's that?' He put down the phone and quietly walked up the stairs in his socks so he could still hear the noise.

When he got to the top, the sound came from still higher up – it was coming from the attic. He climbed the stairs up to the attic door, making no sound in just his socks. He stood outside listening, but he didn't hear a thing. Then he opened the door, stepped in, and...

**'ARGHHHHHHHHHHHHHHH.'**



### Task 2

Re-write the following sentences, adding exclamation marks where necessary.

1. "Look out" shouted James to his brother.
2. "Ouch" screamed Charlotte.
3. What a wonderful surprise that was
4. "Tidy your room" shouted mother. "It's a pig sty"
5. Looking out at the golden sunset, Maria exclaimed, "This is the life"

### Task 3

Write a dialogue involving an argument. Use exclamation marks when necessary. Your story could begin with the words:



## Challenge

Find an example of an exclamation mark in your reading book and write it down here:

Look through your exercise book. Have you used any exclamation marks? Highlight an example and get your partner to check it.

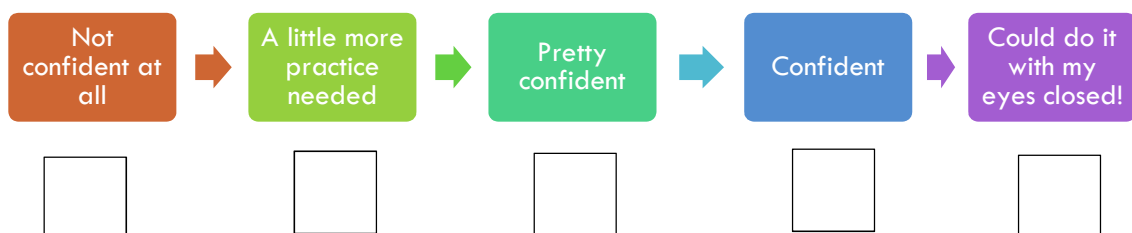
### Review learning

Record the rules for using an exclamation mark in the box below. No cheating!

### Progress timeline



How confident are you with exclamation marks?





## Week 5- commas

What is a comma and when should I use one in my writing?

Rules:

**Commas are used:**

1. Commas put a pause in your sentence:

E.G: *If you would finish eating your lunch, we could play outside.*

2. Commas separate a list of items:

E.G: *I like to play with Jan, Jill, Joe and Brad.*

3. Commas allow you to combine 2 ideas into a single sentence.

(Subordinate/Dependent Clause)

E.G: *While I finished my homework, my friend played the piano.*



4. Use a comma after introductory words or phrases.

E.G: *Well, you finally finished your homework.*

5. Use a comma to show the relation between a word and a noun phrase that follows.

(Apposition)

E.G: *My teacher, Mr. Clark, is a great singer!*

**For example:**

1. When he saw the pirate ship on the horizon, the captain gave the alarm.

2. Paul Mann, our star player, broke his leg in the match on Saturday.

3. When I go shopping I need to buy: eggs, bread, milk, cheese and butter.

Be careful when using commas as they change the meaning of a sentence.

Let's eat grandpa.  
Importance of a comma  
Let's eat, grandpa.

**correct punctuation can  
save a person`s life.**



## Task 1



Add commas to divide the separate parts of the following sentences.

1. Sally bought some flowers for her house but they wilted in the heat.
2. Billy had always wanted to be a writer although he didn't know where to start.
3. The boy was excited to go to the theme park but he was too small for the rides.
4. Dan's room was tidy and that was how his mother liked it.
5. Amanda's homework was submitted a day early which was very unusual for her.

## Task 2

Using a comma plus a joining word (and, but, although, because, which or who), join these pairs of sentences.

1. The dog ate his dinner. He didn't chase the cat.
2. She was upset. She had missed the last train home.
3. Tom was at a football match. He had a party to go to later.
4. Selma bought some expensive shoes. She now has no money left.
5. Fred found a fifty pound note on the pavement. It was a fake.

## Task 3

When writing a sentence you often provide additional information to make it more interesting to the reader.

When the second part of a sentence provides extra information about the first part, you divide the two parts with a comma. You can then use the words *who*, *which*, *where* or *when* after the comma.





E.G: Danny is a very talented football player, which is why he plays for Liverpool FC.

Add extra information to the following sentences by using commas and *who*, *which*, *where* or *when*.

1. My granny is a terrible cook
2. Harry ran across the road
3. My puppy chewed my socks
4. I will meet you at the restaurant
5. I have a gorgeous fluffy kitten



#### Task 4

You can also add information in the middle of a sentence. You need to cushion the extra information with two commas.

E.G: The girl fell off of her chair.

becomes

The girl, who was laughing hysterically, fell off of her chair.

Rewrite the following sentences by adding extra information and commas.

1. The man slid into the room.
2. My sister is called Rosie.



3. The dog bit the postman.

4. My friend works in an office.

. . . this,  
that,  
and the  
other.

### Task 5

Commas are used to separate items in a list.

E.G: To build the shed we will need a hammer, nails and a saw.

Dogs love toys, bones and long walks.

Robbie is a sweet, caring and polite boy.

Add commas to the following sentences to separate the items in a list.

1. I have travelled to Spain France Italy and Sweden.
2. To make a perfect cup of tea you need a teabag sugar milk and hot water.
3. Burglars love open windows, dark streets and unlocked cars.
4. In London tourists can visit Buckingham Palace London Dungeons and the London Eye.
5. The job requires employees to be punctual efficient hardworking and professional.





## Challenge

- 1) Find an example of where a comma has been used to separate items in a list in your reading book. Write it here:
- 2) Find an example of where a comma has been used to add extra information to a sentence. Write it here:

Look through your exercise book. Have you used any commas? Highlight an example and get your partner to check it.

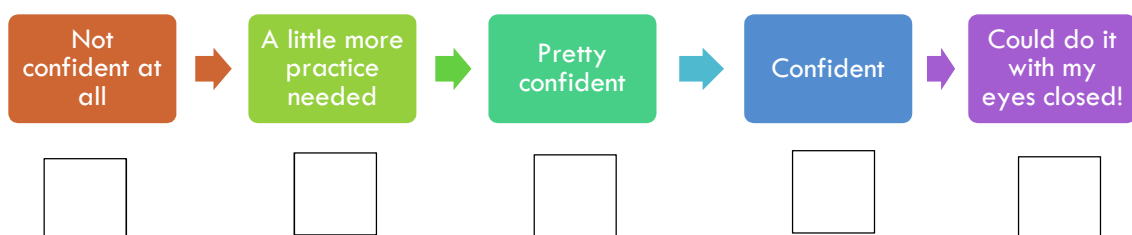
### Review learning

Record the rules for using a comma in the box below. Remember there are 5. No cheating!

### Progress timeline



How confident are you with exclamation marks?





## Week 6- apostrophes

What is an apostrophe and when do I need to use one?

Rules:

Apostrophes (') are used for two reasons:

### 1. to indicate missing letters

For example:

(*they + have = they've; are + not = aren't; they + will = they'll*)

- You can't have it.
- Don't do that!
- I'd like an ice-cream, please.
- We'd better hurry.

***Apostrophes are used:***

### 2. to indicate possession

For example:

- *The girl's bicycle*
- *My friend's house*

#### Rules of possession

Singular:

When the possessor is single we indicate possession by using an apostrophe followed by the letter s:

- *The man's coat*
- *My brother's car*



Plural:

When the possessors are plural, the apostrophe is placed after the final s:

- *The boys' bicycles*
- *My cousins' parents*

When names end with the letter 's', either use is acceptable:

- *James' wife* or
- *James's wife*

### Task 1

There are some rules to learn in order to ensure that you use the apostrophe for possession correctly.

Rewrite the sentences to include an apostrophe.

Example: The coat belongs to the man = the man's coat. (Man's = there is only one man)

1. The bicycle belongs to my brother.
- 2.
3. The web belongs to the spider.
- 4.
5. The field belongs to the school.
- 6.
7. The computer belongs to the receptionist.
- 8.
9. The car belongs to my uncle.
- 10.



Rewrite the sentences to include an apostrophe – remember to look at the s.

Example: The dogs' bones are hidden in the garden. (Dogs' = more than one dog)

1. The players changing room was like a pig sty after the game.
- 2.
3. The teachers staffroom is very noisy at breaktime.
- 4.
5. The soldiers tank roared across the landscape.
- 6.
7. The doctors surgery was very busy on a Monday morning.
- 8.
9. One of Dickens characters in 'Oliver Twist' is the Artful Dodger.
- 10.

Write sentences containing possessive apostrophes. Make sure you are aware of whether it is singular or plural possessive.

Example: a cat + paw = The cat's paw had a thorn in it.

1. the bicycle + tyre
- 2.
3. Mr Jones + jacket
- 4.
5. three horses + field
- 6.
7. my sister + dress



8.

9. fox + prey

10.

## Task 2

### Highlight the correct word:

1. (Theirs / There's / There's) a wasp on your back.
2. We (haven't / haven't / have'nt) seen each other for days.
3. (They've / They've / Theyv'e) just gone home.
4. You (weren't / weren't / were'nt) home when I called.
5. We (aren't / aren't / aren't) allowed to drive yet.

## Task 3

### Put the apostrophes in the right place:

I've got three requests for this next number. It's a track from the Groths new album. They've just got back from their American tour and have followed up the success of 'It's all hers' with a single called 'You should've told me.' This one's been requested by Dave Plinge of Beckenham. Dave says he'd like me to play it for his mates at St James School, Beckenham.

Write two of your own sentences, putting the apostrophes in the right place. One of the sentences should include an abbreviated word and one should show ownership.





## Challenge

- 1) Find an example of an apostrophe to show possession in your reading book.  
Write it here:
  
- 2) Find an example of an apostrophe to show where a letter has been omitted.  
Write it here:

Look through your exercise book. Have you used any apostrophes? Highlight an example and get your partner to check it.

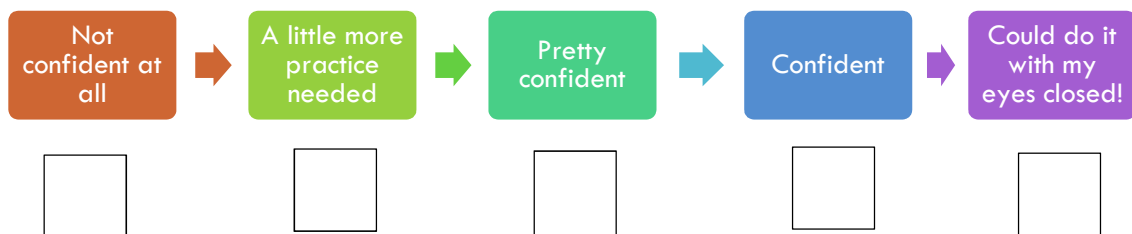
### Review learning

Record the rules for using an apostrophe in the box below. Remember there are 2 key rules.

### Progress timeline



How confident are you with apostrophes?







## Week 1- adjectives

What are adjectives and when would I use them?

Rules:

Adjectives are describing words. *Large, grey* and *friendly* are all examples of adjectives. In the examples below, these adjectives are used to describe an elephant.

Examples:

Large elephant

Grey elephant

Friendly elephant

### Adjectives Modify Nouns

The word *elephant* is a noun. Adjectives are added to nouns to state what kind, what colour, which one or how many. Adjectives are said to modify nouns and are necessary to make the meanings of sentences clearer or more exact.

Examples:

- Follow the yellow cab.

(In this example, the adjective *yellow* modifies the noun *cab*.)

- Craig caught a large bass.

(In this example, the adjective *large* modifies the noun *bass*.)

- The rusty nail he stood on was the cause of the infection.
- Please put the old documents in the shredder.
- There is an essential matter we need to discuss.



## Adjectives Modify Pronouns

Although less common, adjectives can also modify pronouns.

Examples:

- *It is a blue one.*

(In this example, the adjective *blue* modifies the pronoun *one*.)

### Task 1

#### Task 1 - Match the key term with the definition.

Key Term	Definition
Noun	A describing word
Adjective	A name for something
Verb	A word that describes a verb
Adverb	A doing word

### Task 2

Highlight the nouns and adjectives in the paragraphs.



	Nouns
	Adjectives

Heavy seas were breaking against the wooden pier. The battered ship limped past turning into the narrow entrance of the harbour.

The captain was exhausted. The brave man had been standing on the open bridge for many hours, steering the stricken trawler to a safe resting point.

The weary crew had been hiding in the dark hull. They cheered when they heard the news of their return to shore.



### Task 3

Write the adjectives in the box in the correct column.

Can you add any of your own?

Delighted	Vital	Careless	Enormously	Derogatory	Tremendously
Satisfactory	Appropriate	Convenient	Successful	Effective	Detrimental
Degrading	Unfortunate	Extremely	Hugely	Agreeable	Content
Satisfied	Profoundly	Grievous	Ecstatic	Aggressive	Sorrowful
Blissful	Crucial	Painful	Joyful	Discouraging	Miserable
Acceptable	Valuable	Exceptional	Essential	Poor	Incorrect
Truly	Elated	Greatly	Insulting	Necessary	Serious

<b>Important</b>	<b>A lot / Very / Really</b>	<b>Good</b>	<b>Bad</b>	<b>Happy</b>	<b>Sad</b>

### Task 4

**Re-write the following sentences using vocabulary from the table. You can make any changes necessary in the sentences as long as you keep the general meaning. Forbidden words: thing, stuff, really, very, a lot, important, happy, sad, good and bad.**

1. I felt so sad! I couldn't find where I had written down that very important number.
2. I'm happy because Christmas is near! Christmas always makes me feel good.



3. I think it's a bad thing when people feel sad and they've got no one to make them feel happy.
4. My best friend has changed a lot lately, I hardly recognise her any more, and sometimes she's got such bad ideas!
5. Last night when I went to bed it was very hard to go to sleep, but I was feeling so sad that it was no good.
6. Some people are very good at some subjects but usually it's because they work a lot to get good grades.
7. To my mind, the most important thing about the exams is getting a good mark.
8. Sometimes if I get bored a lot, I space out and then I miss really important stuff that teachers say.



### Merit challenge

- 1) Find an example of an adjective in your reading book. Write it here:
- 2) Find an example of an adjective in your exercise book. Write it here:

Look through your exercise book. Have you used any adjectives? Highlight an example and get your partner to check it.

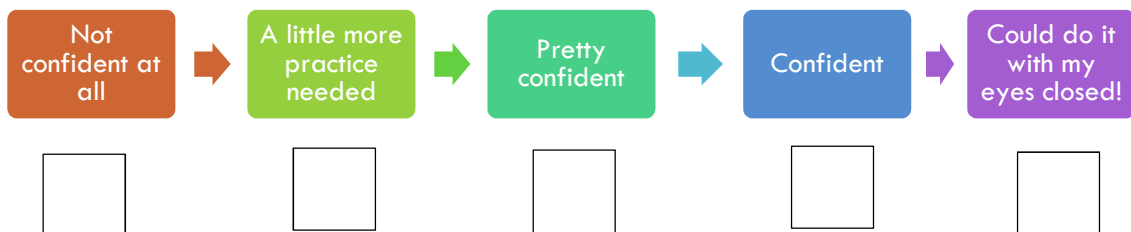
### Review learning

Record the rules for using an adjective in the box below.

### Progress timeline



How confident are you with adjectives?





## Week 2 adverbs and adverbials

What is an adverb/adverbial and when would I use one?

### Rules:

It is a word that tells us more about verbs.

Many adverbs tell us how something is done.

When answering the question 'how', adverbs are usually created from adjectives with an added ly ending. E.g. quick becomes quickly.

An adverb is a word that describes a verb (an action or a doing word).

He ate his breakfast **quickly**.

The word **quickly** is an adverb. It tells us how he ate (the verb) his breakfast.

### Adverbial phrases

Sometimes more than one word can do the adverb's job. This is called an adverbial phrase.

He ate his lunch **really quickly**.

The words **really quickly** are an adverbial phrase. Words like very, more, really and extremely are often used to make an adverb even stronger.

### **Where can I put an adverb?**

Adverbs and adverbial phrases can come before or after a verb.

He **quickly** ate his lunch.

He ate his lunch **quickly**.



## Types of Adverb

<b>Manner</b>	<b>Place</b>	<b>Time</b>	<b>Frequency</b>
These tell us how the action happened	These tell us about where something happened	These tell us when something happened	These tell us how many times the action happens:
E.g. loudly, slowly, correctly, fast, easily, carefully,	E.g. here, there, outside, near, somewhere, upstairs, ahead,	E.g. now, then, soon, tomorrow, yesterday, tonight, again, early, yesterday	E.g. daily, sometimes, often, seldom, usually, frequently, always, ever, generally, rarely, monthly, yearly,

www.links2learn.co.uk

### Task 1

Synonyms are words that are similar in meaning. i.e sad, upset, tearful

Antonyms are words that are opposite in meaning. i.e strong > weak

In each sentence, underline the adverb. Then come up with a synonym and antonym for each adverb.

sentence	synonym	antonym
1. He quickly changed his mind.		
2. The dog playfully tugged on the rope.		
3. The child tearfully asked for a plaster.		
4. The telephone rang loudly.		
5. The firemen bravely put out the fire.		
6. The cat slept peacefully in the sun.		
7. The teacher spoke angrily.		



Task 2

Rewrite these sentences to include the adverb shown in the brackets. Show the adverb at the beginning (B), in the middle(M) and at the end(E).

The man spoke to his neighbours. (angrily)

(B) \_\_\_\_\_

(M) \_\_\_\_\_

(E) \_\_\_\_\_

The Princess moved across the room. (gracefully)

(B) \_\_\_\_\_

(M) \_\_\_\_\_

(E) \_\_\_\_\_

He walked along the plank. (nervously)

(B) \_\_\_\_\_

(M) \_\_\_\_\_

(E) \_\_\_\_\_





### Task 3

### Types of Adverb

<b>Manner</b>	<b>Place</b>	<b>Time</b>	<b>Frequency</b>
These tell us how the action happened	These tell us about where something happened	These tell us when something happened	These tell us how many times the action happens:
E.g. loudly, slowly, correctly, fast, easily, carefully,	E.g. here, there, outside, near, somewhere, upstairs, ahead,	E.g. now, then, soon, tomorrow, yesterday, tonight, again, early, yesterday	E.g. daily, sometimes, often, seldom, usually, frequently, always, ever, generally, rarely, monthly, yearly,

www.links2learn.co.uk

In the box below, write 4 sentences. Each sentence must contain at least 1 adverb from the columns above. E.g. manner: "Carefully, Timothy unwrapped the china plate he had bought for his mother."

1.

2.

3.

4.



### Merit challenge

- 1) Find an example of an adverb in your reading book. Write it here:
- 2) Find an example of an adverb in your exercise book. Write it here:



Look through your exercise book. Have you used any adverbs? Highlight an example and get your partner to check it.

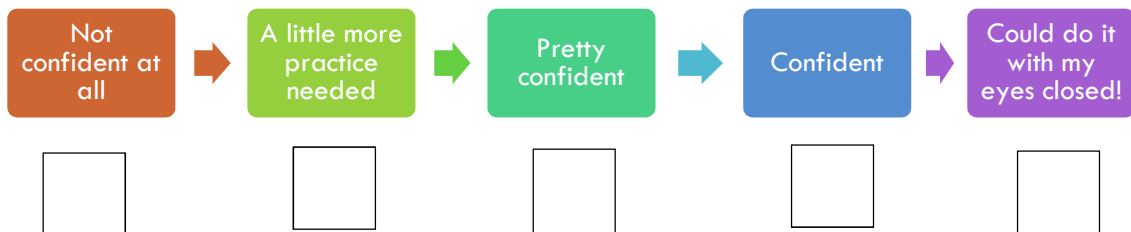
### Review learning

Record the rules for using an adverb and adverbial in the box below.

### Progress timeline



How confident are you with adverbs and adverbials?





## Week 3-verb

What is a verb and when would I use one?

Verbs are doing words. A verb can express a physical action, a mental action, or a state of being.

- A physical action (e.g., *to swim, to write, to climb*).
- A mental action (e.g., *to think, to guess, to consider*).
- A state of being (e.g., *to be, to exist, to appear*).

The verbs which express a state of being are the ones which take a little practice to spot, but, actually, they are the most common. The most common verb is the verb *to be*. That's the one which goes:

Subject	Verb <i>to be</i> in the past tense	Verb <i>to be</i> in the present tense	Verb <i>to be</i> in the future tense
I	was	am	will be
You	were	are	will be
He / She / It	was	is	will be
We	were	are	will be
You	were	are	will be
They	were	are	will be

There are many different types of verbs.

Modal verbs: can; could, shall; should; may; might; must; will; would

- ▶ Give information about the mood of a verb, expressing such things as:
  1. Obligation (You **MUST** be home by midnight, he **OUGHT** to pay before leaving)
  2. Recommendation (You **SHOULD** ring and apologize)
  3. Possibility (I **MAY** do as you ask, but then again I **MAY** not)
- ▶ They change the meaning!

For example, 'may' and 'can' operate in the present tense and 'might' and 'could' are in the past.



Have you every asked someone if you 'can' do something, instead of 'may'?

Student: Can I go to the loo?

Teacher: I don't know, can you?

Imperative verbs: Think of these as the bossy verbs!

*The Imperative creates mood and gives us a command*

*(Can also be seen as an instruction, or bossy verbs)*

Chill out!

Do as I say!

Don't eat the daisies!

Please be quiet!

### Task 1

# am is are was were

## -followed by the **present** or the **past participle**

e.g. I am going to the park. ( **am** = verb to be; **going** = present participle)

I was beaten by a better player.(**was** =verb to be; **beaten** = past participle)

Underline the verb to be and the present participle.

1. I am reading my book.
2. You are talking too loudly
3. He is eating his lunch.
4. She is washing her face.
5. They were going home.
6. We were playing on the lawn.
7. Ellie and Zoe were singing out of tune.
8. Emily and Maddy were singing in the choir.
9. She was not working hard.
- 10.They are coming home with us.



## Task 2

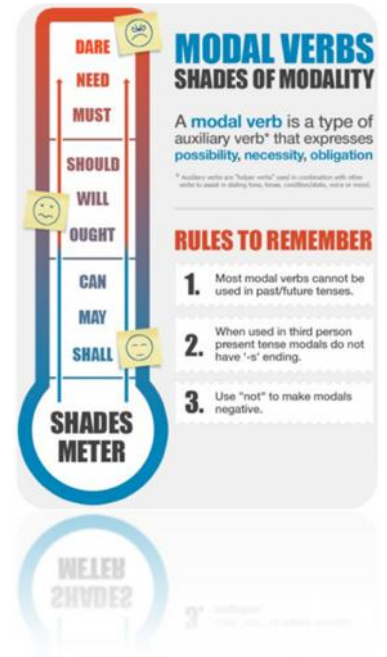
Let's add a modal verb in the gap provided in these sentences to show necessity, possibility, or obligation. Rewrite them underneath.

1. I ( ? ) read a good book on my bus trip.
2. Suddenly, she realised it ( ? ) be a good idea to hurry up.
3. ( ? ) you want a longer lunch hour?
4. ( ? ) we change our minds about this?
5. Various people think they ( ? ) need answers to this

Now make your own sentences using these modal verbs. They can be questions or statements.


1. Could
2. Shall
3. Will
4. Can
5. Should

Extension: Can you make these sentences all part of a paragraph on one topic?





### Task 3



Mr. Chatterbox has made all Little Miss Bossy's sentences too long! They don't sound bossy anymore! Can you help Little Miss Bossy cut out words to turn them into sentences with bossy verbs? Remember! Bossy verbs and sentences sound like commands and instructions.

1. Please could you come over and fold the paper in half?
2. Could you carefully drive to the hotel?
3. Please pour the milk into the bowl.
4. When you are ready, line up at the door.
5. Take your coats off, but please do it carefully.
6. Gently remove the jelly from the mould.
7. If you want to, cut along the dotted line.
8. When you have time, add the icing to the cake.
9. Please close the door after you.
10. I think you should turn right at the traffic lights, don't you?



### Merit challenge

- 1) Find an example of a modal in your reading book. Write it here:
- 2) Find an example of an imperative verb in your exercise book. Write it here:

Look through your exercise book. Have you used any verbs? Highlight an example and get your partner to check it.

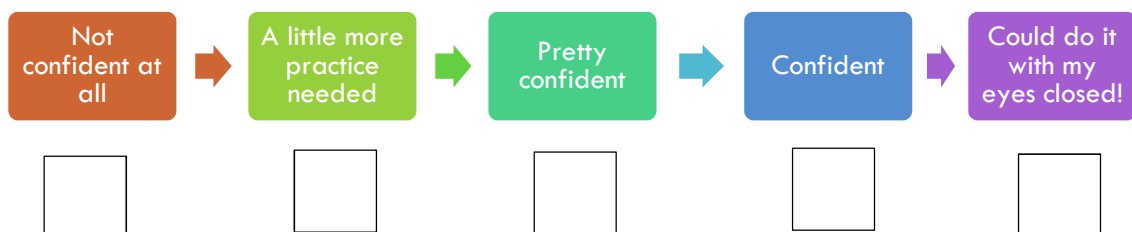
### Review learning

Record the rules for verbs, modal verbs and imperative verbs here.

### Progress timeline



How confident are you with verbs?





## Week 4- Preposition

What are prepositions and when do I use them?

Rules:

**A preposition is a word that joins a noun to the rest of a sentence.**

**It explains where the noun is.**

The bag was **on** the table.

The girl walked **under** the scaffolding.

It sat **among** the bushes.

The cat sat **under** the bush as it was raining.

The girl walked slowly **across** the playground.

Helen put the book **on** the table.

The postman posted the letter **through** the letterbox.

James was hiding **behind** the sofa.

The sentences would not work without the prepositions.









## Task 2

A preposition shows the relation of one object or phrase to another.

The most common are of 'time' and 'place'.

The sentences below are missing the prepositions! Use your understanding of prepositions of time to fill them in correctly.

### Time

1. \_\_\_ the Tudor Period, King Henry VIII ruled with a iron fist.

2. Tomorrow, we can meet up \_\_\_ 4 pm.

3. I will be heading to the cinema \_\_\_ Friday.

4. Most of us were born \_\_\_ this century.

5. \_\_\_ midnight \_\_\_ Saturday the clocks went back.

### Place

Using your understanding of prepositions of place, create sentences using the nouns below and don't forget to use the correct preposition of place.

1. Buckingham Palace

2. train station

3. my friend's house

4. Topshop

5. Roof



### Task 3

Read the following sentences **carefully** and add the correct **preposition** (the “*where does it go*” word) from the list.

For example, with the sentence “*The cat slept ..... the bed*” the preposition would be “*on*” to make the sentence “*The cat slept on the bed.*”

Here is your list of prepositions:

<i>next</i>	<i>up</i>	<i>near</i>	<i>under</i>	<i>in</i>	<i>down</i>
<i>beside</i>	<i>above</i>	<i>on</i>	<i>by</i>	<i>over</i>	<i>behind</i>
<i>in front of</i>	<i>across</i>	<i>between</i>	<i>against</i>	<i>through</i>	<i>into</i>

A helicopter flew ..... my street today.

It took the little boy a while to get ..... the stairs.

My keys are ..... the table.

My slippers are ..... the bed.

That bus drives ..... my house.

The bird flew ..... into the air.

The car is parked ..... the garage.

The chef walked ..... the kitchen.

The dog hid ..... its owner.

The ladder was leaning ..... the wall.

The little girl climbed ..... bed.

The man parked his bike ..... the shop.

The man sat ..... to me on the bus.

The menu was displayed ..... the counter.

The motorbike drove carefully ..... two big lorries.

The remote control is ..... the TV.

The teacher stood ..... her desk.

The woman walked ..... the road.



### Merit challenge

- 1) Find an example of a preposition in your reading book. Write it here:
- 2) Find an example of a preposition of time or place in your exercise book. Write it here:

Look through your exercise book. Have you used any prepositions? Highlight an example and get your partner to check it.

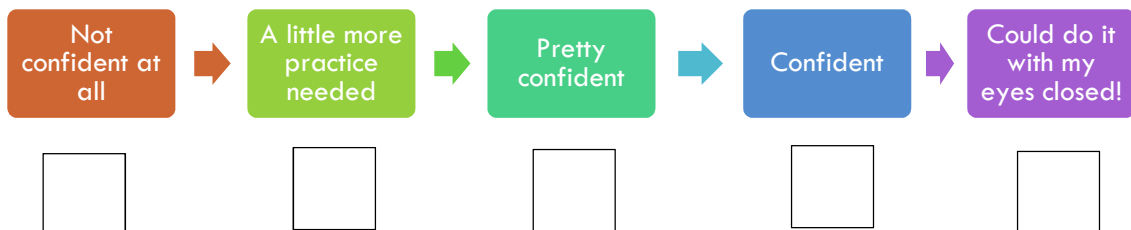
### Review learning

Record the rules for using prepositions in the box below.

### Progress timeline



How confident are you with prepositions?





Week 1 Noun and noun phrases

What are noun and noun phrases?

Rules: