



10 Things to Do to Prepare for...

A Level Spanish

Commissioned by GCSEPod.

This resource is strictly for the use of schools, teachers, students and parents and may not be sold. It may be freely downloaded for the purposes of teaching and study during the coronavirus pandemic and until such time that GCSEPod decides. All opinions and contributions are those of the authors. The contents of this resource are not connected with, or endorsed by, any other company, organisation or institution. All rights reserved.

To find out more about subscribing to GCSEPod with access to hundreds of resources for teachers, students and parents please go to www.gcsepod.com

April 2020






Activities

1. High Frequency Verbs

Learn high frequency verbs in a range of tenses.

ir	hacer	tener	ser	estar
voy – I go	hago – I do	tengo – I have	soy – I am	estoy – I am
fui – I went	hice – I did	tuve – I had	fui – I was	estuve – I was
iba – I used to go	hacía – I used to do	tenía – I used to have	era – I used to be	estaba – I used to be
iré – I will go	haré – I will do	tendré – I will have	seré – I will be	estaré – I will be
iría – I would go	haría – I would do	tendría – I would have	sería – I would be	estaría – I would be

-  Say and write these high frequency verbs from memory in Spanish and English. Can you name each tense?
-  Next, research and learn the full declension for each of these verbs, in each of the tenses above.
-  Write a step by step explanation about how each tense is formed.

2. Modal Verbs




Learn some modal verbs in Spanish in present tense.

poder	querer	deber	saber
puedo - I can	quiero - I want	debo - I must	sé - I know
puedes - you can	quieres - you want	debes - you must	sabes - you know
puede - he/she/it can	quiere - he/she/it wants	debe - he/she/it must	sabe - he/she/it knows
podemos - we can	queremos - we want	debemos - we must	sabemos - we know
podéis - you can	queréis - you want	debéis - you must	sabéis - you know
pueden - they can	quieren - they want	deben - they must	saben - they know






It is important to know that if you need to be particularly polite to someone, such as a teacher or someone you don't know well, you use the third person singular form of the verb if you are addressing one person. If you are addressing more than one person, use the third person plural form of the verb.

Do some research on *usted* and *ustedes* in Spanish. These are the polite pronouns for *you*.


-  Write and say these verbs from memory.
-  Learn how to say and write them in the preterite tense, imperfect tense, simple future tense and conditional tense. Devise a test to ensure you know them.
-  Write twenty sentences using the modal verbs with familiar topics from GCSE.

3. Identifying Modal Verbs

-  Translate these sentences into English:
 - No quiero casarme, prefiero quedarme soltera porque quiero seguir siendo libre.
 - Tengo que ser claro, odio la separación y el divorcio. El matrimonio debería durar toda la vida.
 - No puedo imaginarme mi vida sin tecnología, incluso sabiendo que es tan fácil volverse adicto a su smartphone.
 - El uso de teléfonos móviles puede conducir a enfermedades peligrosas como ciertos cánceres cerebrales.
 - Pudieron ser voluntarios durante las vacaciones.
 - Ella quiere trabajar con enfermos mientras que él quiere distribuir comida caliente a la gente que vive en las calles.
 - No se puede negar que los inmigrantes contribuyen a la economía y a la cultura de España.
-  Cover the Spanish and use your English translations to translate the sentences back into Spanish.
-  Change an element of each sentence or add to it.

4. Key Expressions

Learn some key expressions to enhance your spoken and written Spanish.

-  Translate these expressions into English:
 - Estoy convencido de que...
 - Lo que no puedo soportar es...
 - Lo que es impactante es...



- Gracias a...
- A causa de...
- Aunque pueda entender que...
- No hace falta decir que...
- En mi opinión...
- Estoy de acuerdo...
- No estoy de acuerdo...
- Lo bueno es que podemos...
- La ventaja es que hay...

 Create some Spanish sentences containing each of these expressions.

 Find ten more expressions like these ones.

5. Negatives

Learn these Spanish negatives:

jamás = never ever

no = no, not

nada = nothing

nunca = never

nadie = no one

tampoco = neither


ningún/a = not any

ni . . . ni = (neither . . . nor)


ningún sitio = nowhere

ya no = no longer

 Learn the negatives off by heart.

 Translate the negative sentences:




- Mi madre jamás lee los periódicos porque no le gusta la política.
- No veo nada positivo en la historia de mi país.
- Nadie ha venido a la protesta.
- Ninguna de sus ideas son adecuadas.
- No vamos a ningún sitio durante las vacaciones.
- No estoy de acuerdo con la inmigración masiva.
- La música nunca me relaja.
- ¿No te gusta estudiar la literatura española? A mí tampoco.
- Ni la diversidad de la lengua castellana ni el cine mexicano me interesan.
- Ya no voy a fumar.

 Change the negatives in each of these sentences to a different one. Make sure it makes sense.






6. Family

Do some research on the changing role of the family in Spain or in a Spanish speaking country/community.

-  Draw up a list of key words in Spanish around this topic.
-  Write down five changes that Spanish speaking society has seen over the past ten years.
-  Note down your opinion on these changes in Spanish.




7. Immigration

Do some research on immigration in relation to Spain or a Spanish speaking country/community.

-  Draw up a list of key words in Spanish around this topic.
-  Write down the advantages and disadvantages of immigration in Spanish.
-  Write down five opinions you have about immigration in Spanish.




8. Music

Do some research on the importance of music in Spain or a Spanish speaking country/community.

-  Draw up a list of key words in Spanish around this topic.
-  How does music influence or impact the culture of Spain or the Spanish speaking country you are researching?
-  Give five opinions about the importance of music in society in Spanish.

9. Culture and Heritage




Choose one aspect of culture or heritage in Spain or a Spanish speaking country/community. Do some research on it.

-  Draw up a list of key words in Spanish around this topic.
-  Why is this aspect of culture so interesting? Where does it originate from? What impact does it have on society?
-  Write down five opinions about the importance of culture and heritage in Spanish.



10. Text and Film

As part of your A Level you will have to study either two texts or a text and a film. Find out which books or films you will be studying and begin to read or watch them. Make notes and annotations as you go.

-  Draw up a list of the main characters and their role in the story.
-  What are the main themes of the film or text?
-  Write a summary in English of the text or film.