

## How to access Google Classroom

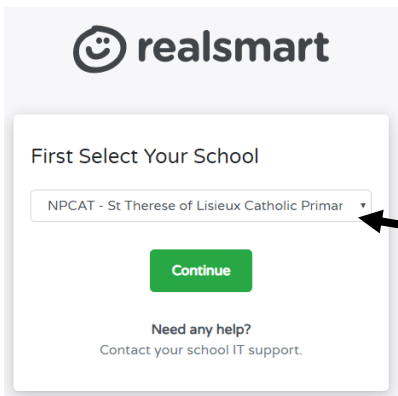
All children have been issued with a username/email and access to Google Classroom.

KS2 children have been shown how to access Google Classroom via the school website to access lessons/activities posted by the class teacher.

KS1/ EYFS pupils have been given user names/emails for use by parents.

Google Classroom can be accessed via the school website from a computer as follows:

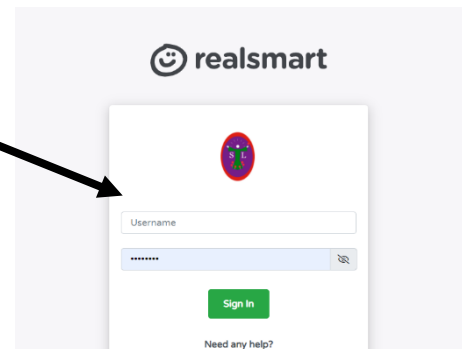
Open school webpage  
and click on login.

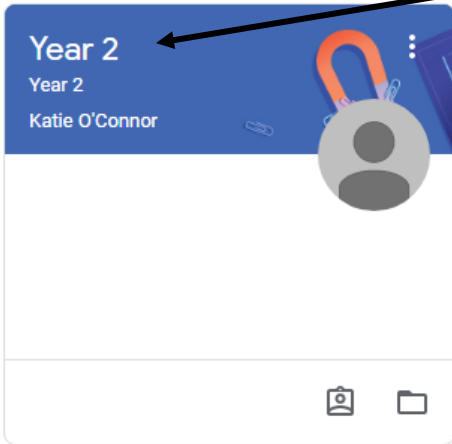


Choose NPCAT – St Therese of  
Lisieux Catholic Primary school from  
the drop down box.

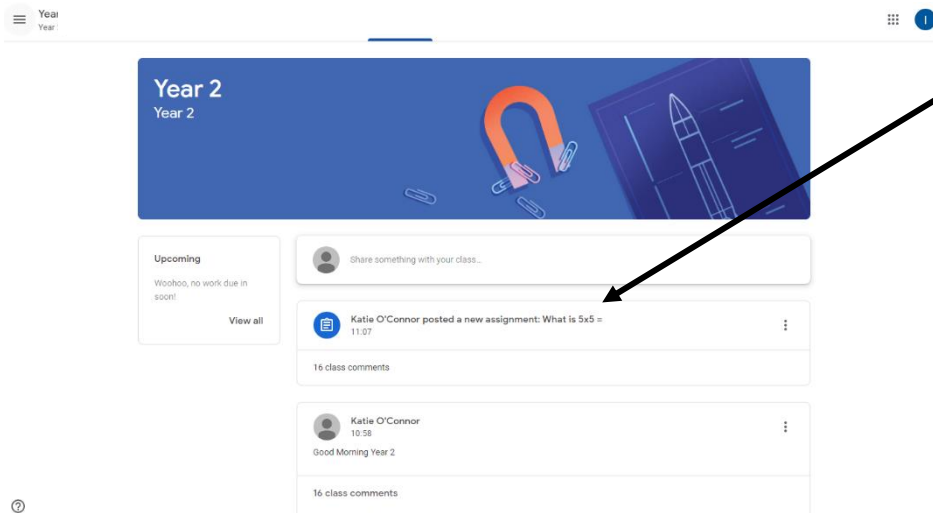
Enter user name and password.

Click on Google Classrooms.

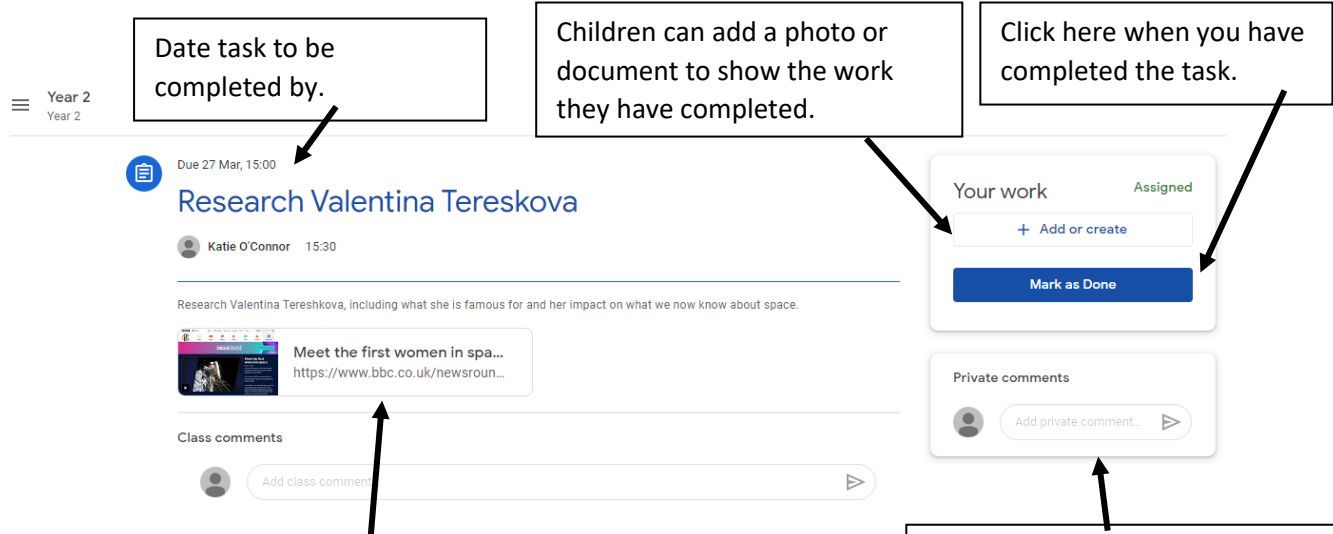




The children will have been assigned to a class or group. This will show up on their profile as soon as they log in. Click on the box to access any work that the teacher has set.



In the stream tab, activities will be listed in the order that they have been assigned by the teacher. Click on the activity that you would like to access.



Date task to be completed by.

Children can add a photo or document to show the work they have completed.

Click here when you have completed the task.

Your teacher may have included a link to a website to help you with your task.

Children can send a message to the teacher.