




Welcome Back Everyone!



Please pay attention to some new school rules and routines which will help to keep us all safe, respectful and ready to learn.





Social Distancing



- **At all times in school, try your best to stay 2m away from other people in your class – even the teachers!**
- **Imagine you have a protective force-field around you!**





Entering and leaving school

- Enter and leave only using your Class Bubble Door and follow the 1-way system in and out of the school grounds.
- Only 1 parent is allowed to drop-off and pick you up. They are not allowed onto school grounds but you can wave goodbye to them at the gates.
- Don't worry, you will be helped to your classroom by staff who will be around the school grounds every morning and at home-time.





Notice for Y6:



If you are in Y6 and are walking to or from school alone, school need to be told. You must follow social distancing (standing 2m apart) and not gather with friends outside school.

Any Y6 who is seen not following these rules, will be asked to remain at home for 7 days.



Your Bubble Door

This is the door you will enter and leave school by. You will not go through the main school building or the office. These will be signposted to help. When you arrive at school, you will leave your parent/carer at the gate and be guided by staff straight to your new Bubble classroom.

Y6 will enter and leave school through these doors onto the KS2 Playground



Y6 Bubble A
(Y5 door)



Y6 Bubble B
(Y3 door)





Your Bubble Door

This is the door you will enter and leave school by. You will not go through the main school building or the office. These will be signposted to help. When you arrive at school, you will leave your parent/carer at the gate and be guided by staff straight to your new Bubble classroom.

Our Key Worker groups will enter and leave school through these doors at the front of school



KS2 Key
Worker Bubble
(Y4 door)



EYFS/KS1 Key
Worker Bubble
(Y2 door)





Your Bubble Door

This is the door you will enter and leave school by. You will not go through the main school building or the office. These will be signposted to help. When you arrive at school, you will leave your parent/carer at the gate and be guided by staff straight to your new Bubble classroom.

Y1 will enter and leave school through these doors onto the KS2 Playground



Y1 Bubble A
(Y1 door)



Y1 Bubble B
(Intervention Room door – next to Y1)





Class BUBBLES

- You will now be part of a class 'Bubble' which means that, at the moment, you cannot mix with other children or adults in other bubbles.
- This is your new team that you will work with, eat lunch with and play with!
- Our lessons will be both indoors and outdoors as much as possible!






Class

BUBBLES

Your new Class Bubble will look something like this ↓


You will have your own seat, desk, iPad/laptop and equipment pack which will be the same everyday. You will keep your coat and packed lunch at your desk too.





Nothing from home

- **Do not bring anything in from home or take things home with you from school.**
- **You will be given a pack at school with everything you need.**





Your BUBBLE Pack



- This will be your own special Bubble Pack with everything you need!
- This is yours! It stays in school, on your desk and nobody else is allowed to touch it.
- For once we are telling you not to share!



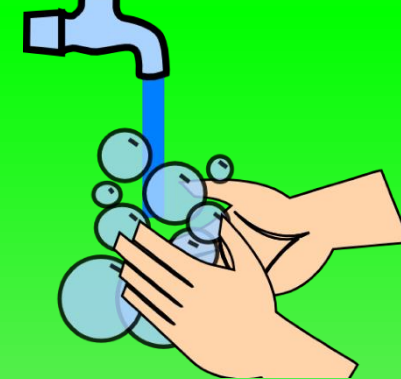
Water Bottles

- You can bring in your own water bottle from home.
- This must be taken home every night to be washed and refilled ready for the next day.






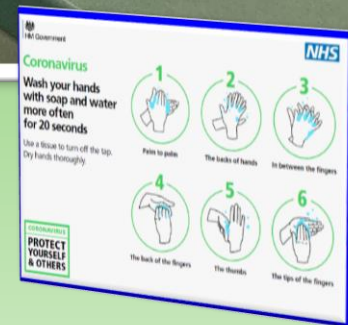
Toilets



- As we need to stay in our own **Bubble**, there will only be **1 person** from each **Bubble** allowed in the toilets at any time.
- Staff will be on the corridor at all times during the day to make sure we are being safe.



There will be posters in the toilets to help you with washing your hands and keeping clean.






Washing your hands



- Wash your hands with soap and water for 20 seconds (sing our ♪ Baby Shark Washing Your Hands Song ♪ or ♪ Happy Birthday ♪)
- Always wash your hands:
 - When you come into school and before you leave school
 - Before and after eating
 - After playtime and lunchtime
 - If you cough or sneeze onto them





Catch it, bin it, kill it!

- If you cough or sneeze, try and do this into a tissue or elbow-crease. Then put the tissue into the nearest bin.
- Wash your hands straight away with soap and warm water in your allocated toilets.



CATCH IT.



BIN IT.



KILL IT.



Lunchtimes

- Before lunch, you will wash your hands.
- You will then eat a packed lunch in class with the rest of your Bubble.
- During this time, you can chat or watch a film before going out for play.





Key workers: Your Bubble Day!

A normal day in your Bubble will look something like this:

8:30am	Start of the day Leave your parents/carers at the gate and walk sensibly and socially distanced to your classroom (staff will be at the gate to help you get to your classroom safely)
8:30-9am	Early Morning Activity Wash your hands and collect your iPad
9-9:30am	Exercise
9:30-10:15am	Google Classroom / Purple Mash / IDL / Sumdog / TT Rockstars
10:15-10:30am	Breaktime on KS2 Yard (walk round via KS1 yard)
10:30am-12:15pm	Wash hands Complete Google Classroom / Purple Mash / IDL / Sumdog / TT Rockstars
12:15-1pm	Lunchtime - 12:30pm Playtime on KS1 yard after Y1
1-2:15pm	Afternoon Activities
2:15-2:30pm	Tidy Up and getting ready for Hometime
2:30pm	Hometime



Y1: Your Bubble Day!

A normal day in your Bubble will look something like this:

9:00am	Start of the day Leave your parents/carers at the gate and walk sensibly and socially distanced to your classroom (staff will be at the gate to help you get to your classroom safely)
9:00-9:30am	Early Morning Activity Wash your hands and collect your iPad
9:30-10am	Exercise
10-10:30am	Purple Mash / IDL / Sumdog
10:30-10:45am	Breaktime on KS1 Yard
10:45-11:45am	Wash hands Complete Purple Mash / IDL / Sumdog
11:45am-12:30pm	Lunchtime - Playtime on KS1 Yard
12:30-2:45pm	Afternoon Activities
2:45-3:00pm	Tidy Up and getting ready for Hometime
3:00pm	Hometime



Y6: Your Bubble Day!

A normal day in your Bubble will look something like this:

8:45am	Start of the day Leave your parents/carers at the gate and walk sensibly and socially distanced to your classroom (staff will be at the gate to help you get to your classroom safely)
8:45-9:00am	Early Morning Activity Wash your hands and collect your iPad
9:00-10:30am	Google Classroom / Sumdog / TT Rockstars
10:30-10:45am	Breaktime on KS2 Yard
10:45-11:15am	Wash hands Exercise
11:15-11:45am	Complete Google Classroom / Sumdog / TT Rockstars
11:45am-12:30pm	Lunchtime - Playtime on KS2 Yard
12:30-2:30pm	Afternoon Activities
2:30-2:45pm	Tidy up and getting ready for Hometime
2:45pm	Hometime



Playtimes

- This might be tricky but we must try our best to keep our distance when we are playing games outside.
- Each Bubble will have their own playtime, their own half of the playground and their own set of equipment to play with too.





Distanced Game ideas



What's the time Mr Wolf?	Footgolf	No Touch Football	TimeBomb
Charades	Use your feet to kick the ball into a target such as a hula hoop or the target on the playground.	Only touch the ball with your feet Even the goalie! Focus on passing and intercepting the ball from the other team!	Spread out in a circle and pass the ball around. If you drop it, the bomb is activated and a countdown is started to explosion (from 10 or 20). Once the countdown has started, it cannot be stopped and the children must continue to throw the ball to one another. Whoever has the ball when it explodes is out of the game!
Hide and Seek	Land, Sea and Air		
Beans	Split area into 3 and everyone starts in centre, on land. Caller shouts out one of the areas and everyone must run as fast as they can to that place.		
Splat			
Elevens			
Skipping			
Piggy in the Middle			



No entry




- You will not be allowed into some areas of school – this is to keep you and other Bubbles safe.
- These areas are marked off with black and yellow tape.
- You must not cross over the tape.
- If you are unsure, always ask an adult.





Tell an adult if you feel unwell

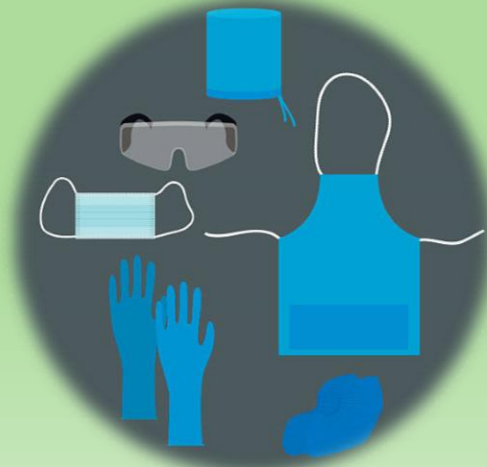

- If you have been sick or feel sick, or if you think you might have a temperature (feeling very hot or cold), you must tell an adult straight away.





If you are unwell...

- If you are unwell, a teacher will take you to our First Aid Room (Nurture Room).
- They will be wearing PPE (Personal Protective Equipment) and will wait with you until a member of your family arrives to pick you up.





Important: Behaviour



- **Anyone who coughs and/or spits towards another person on purpose or does something that puts another pupil or member of staff in danger, maybe excluded.**
- **So let's follow the rules, act responsibly and keep each other safe.**















Our full list of BUBBLE Rules



St. Alphonsus' Bubble Rules

-  I will stay 2 metres away from others
-  I will regularly wash my hands throughout the day for 20 seconds
-  I will tell an adult if I feel unwell;
-  I will not bring things into school from home, or take things home from school;
-  I will only use the equipment in my pack;
-  I will not mix with children in a different bubble in school;
-  I will ask an adult when I need to use the toilet, so they can help keep me safe;
-  I will use the catch it-bin it-kill it rules coughing and sneezing into my elbow or a tissue;
-  I will follow the rules at all times to maintain the safety of myself and others;
-  I will follow these expectations and know that if I don't, I will be sent home and will not be able to come back into school until I can be safe.



We're in this together!



If we can follow these extra rules and instructions to keep us safe for the next few weeks, then hopefully we can come back to school in September and things will be a bit more like normal! Any questions?



**WE GOT
THIS!**

