


**Top tips for
parents/carers to
support your child
through their GCSE
exams**




You can really make a difference

The months running up to GCSE exams are a crucial time for your child.

The grades they achieve in their exams will determine the path that they take in their next steps in life.


Research suggests the key success to the best grades is a good partnership between student, parent and school.

The following tips should help you to support your child through their revision period




Top 10 Revision Tips for @home !

Revision is at its most effective if it is started early. An effective revision schedule should be started at least a month before their first exam.




Top 10 Revision Tips for @home !

Revising effectively for mock/ppe examinations is vital preparation for the real things. Ensure that your child takes any mock examinations seriously and uses the knowledge gained as a springboard for their final preparations.



Top 10 Revision Tips for @home !


Help your child organise a revision timetable. Effective revision is done in small chunks and does not concentrate exclusively on one subject at a time. Help them to stick to the plan.



Top 10 Revision Tips for @home !


Get them to vary their revision.

Techniques such as creating topic summaries, **flash cards**, **mind maps**, **answering past paper questions** are all effective techniques. Even talking through a topic with a family member will help!




Top 10 Revision Tips for @home !

Make sure they attend all available revision sessions offered by the school; there are lots on offer!



Top 10 Revision Tips for @home !

Use **technology** to help support their revision. There are loads of **apps** and **websites** that are great for revision.




Top 10 Revision Tips for @home !

Regularly **test your child** on what they are learning.



Top 10 Revision Tips for @home !

Display key information or **revision posters** around the house in places they will see them regularly.




Top 10 Revision Tips for @home !

Ensure that they
have a quiet and tidy
study area in the
house.



Top 10 Revision Tips for @home !

Physical exercise can help the effectiveness of revision. Encourage them to undertake physical activity before revision, or during if they need a break. Even a walk to the shop to buy some milk will help!



Top 10 Revision Tips for @home !

Don't turn revision into a battle, encourage your child to see the long term benefits of their hard work.



The following Subject
Specific tips should
help your child to
revise effectively



Top ENGLISH Revision Tips

ENGLISH

1. Read for pleasure. The most effective way you can prepare for GCSE English Language is to improve your reading skills. The exam will require you to read quickly and effectively in order to answer the questions in Section A. Additionally, reading widely can improve your writing skills which will be examined in section B. There are recommended books for year 11 in the library or ask your teacher for a recommendation if you are unsure.
2. Complete reading comprehension activities (shared on Doodle and Google Classrooms) to further enhance your reading skills.
3. Watch Youtube tutorials on how to answer the questions – e.g. Mr Bruff.
4. Work through the provided revision guide, ticking off the areas as your confidence increases.
5. Mini quizzes - Use the revision guide and knowledge organiser to test yourself on key questions and skills.

Top MATHS Revision Tips

Maths

1. Visit website www.mathsgenie.co.uk
 - a. Watch a video tutorial (click topic name) and check your knowledge organiser for relevant info.
 - b. Attempt the exam questions.
 - c. Check your answers (click **Solutions**).
2. Visit www.corbettmaths.com
 - a. Choose a video tutorial to watch.
 - b. Attempt some practice questions.
 - c. Check your answers (click purple text).
3. Attempt questions from your white *Exam Workbook*, **checking your answers in the back**.
4. Log on to www.mymaths.co.uk, spend some time looking through the lessons, then attempt some tasks.
 - a. Login: **ncea** password: **heptagon**
5. Later this year, you will be given a revision guide/workbook, for use at home.

Top SCIENCE Revision Tips

SCIENCE

1. Use the questions on the knowledge tests to test your child or get your child to test themselves using the questions and answers for each topic.
2. Print off some past paper questions (they are on google classroom) and see how well you do.
3. Try a test or revision bite from **KS4 bitesize** or **educake**

Top COMPUTER SCIENCE Revision Tips

COMPUTER SCIENCE

1. Use a range of resources to help you revise; text books, videos, your own notes. There are some handy videos on the bbc bitesize website to help visualise key algorithmic concepts
2. Familiarise yourself with the OCR computer science specification and target specific topics. Mind maps and diagrams are a great way to help you visualise the topic content.
3. You don't need to be an excellent programmer to get top marks but you DO need to understand programming theory. Creating flash cards is a great way to help you memorise functions, data types, operators, methods and arguments.
4. Sit as many past papers as you can to help you familiarise yourself with the format. Higher mark questions will usually involve writing an algorithm using pseudocode or a discussion.
5. Remember your computational thinking skills. ANY problem can be broken down into smaller, more manageable chunks (decomposition). ANY problem can be solved by following a series of structured steps (algorithmic thinking). ANY problem has unhelpful parts that you can decide to leave out (abstraction).

Top FRENCH Revision Tips

FRENCH

1. Use your knowledge organisers - go over vocabulary from the topics we have done in class. Test yourself on the vocab and remember to go from French to English and from English to French.
2. Revise the grammar structures we are doing in class - these are at the back of your exercise books.
3. Choose a topic that we have studied and have a go at writing either 40,90 or 150 (Higher only) words on that topic. Bring it in to school and I will mark it for you.
4. Find a picture on the internet from a topic we have studied and write PALMS for it. Bring it in and I will mark it for you.
5. Learn the contents of your suitcase - use the words and structures when you do independent writing at home. Make sure you are using what's in your suitcase every time you write or prepare something for speaking

Top GEOGRAPHY Revision Tips

GEOGRAPHY

1. **flash cards**- these are a great way of helping the students to test themselves. The flash cards should just contain the key facts and students should be able to expand and add detail to what is on the cards.
2. **Revision clocks**- these contain the key elements on the unit. They should just spend around 5 minutes to summarise each component of the unit in the 'clock wedge'.
3. **Using Google Classroom**- Google classroom contains key materials (including some of those listed here) to help students revise as well as links to the video clips we have used in lessons. Some students have already signed up to this but if not they can access it using the following class code : **mlopnl**
4. **Doddle quizzes**- Students have access to Doddle which they can use to test themselves. It gives immediate feedback and guidance when they have answered incorrectly.
5. **Key word lists**- Revising key terminology will help students to access the questions and also add detail to their extended writing. they can create glossaries or test themselves using the 'heard the word' sheets.
6. **Synoptic links**- some students will be able to make connections between aspects of the different units. Creating spider diagrams to show some of the links can be useful in helping students to make those deeper connections between the taught content.

Top HISTORY Revision Tips

HISTORY

1. **Who are you cards:** Making cards and have a person on the front and all the information about them on the back and get someone to test them.
2. **Timeline:** Create a giant timeline for each of the topics: USA, Vietnam, Spain and the New World, Medicine and Elizabeth.
3. **Key events fact files:** Put each key event in the middle and write everything you know- what happened, who was involved, when did it happen, why did it happen? what were the consequences of this?
4. **Hot seating/ role play:** We act out a lot of events in class to try and bring things to life. If you give someone a revision book and pretend to be someone/ an event, then get someone to ask you questions it can really help things stay in your head.
5. **Boxed knowledge organiser:** Create your own knowledge organiser so everything you need is on one page in order this should include events, people and dates. You should have one per topic. Eg three for Elizabeth, 3 for Spain. 2 for USA. 2 for Vietnam, 4 for medicine

Top RE Revision Tips

RELIGIOUS STUDIES

1. Learn key terms and their definitions
2. Read past questions from the revision guides you have got and look carefully at what the question is **ACTUALLY** asking you
3. Remember key concepts studied from religious teachings and do not always just focus upon Christianity
4. Create flash cards for revision / key terms/definitions

Top PE Revision Tips

PE

To be successful in PE you need:

1. Knowledge of the topic
2. Apply that knowledge to a specific sport
3. Exam Technique (Point - Explain - -Apply)

P. Make your Point

E. Explain the point


A. Give an example showing how this can apply to performance

Top SPANISH Revision Tips

SPANISH

1. Learn vocabulary - Test yourself (using your knowledge organisers) Say the vocabulary out loud or record yourself. Or Get a partner to read out vocabulary and you have to translate it.
2. Memorise frequently used verbs (*tener, ser, comer, hacer, poder, trabajar, jugar, etc*)
3. For higher students, practice using given complex structures, such as; *despues de + infinitive, para + infinitive, por un parte... por otra parte, etc.*
4. Watch Spanish TV with Spanish subtitles, or English TV with Spanish subtitles.
5. Create flash cards for your general conversation questions


If you feel you need help to
motivate and support your
child, then please ask a member
of staff




**DO SOMETHING
TODAY THAT
YOUR FUTURE
SELF WILL
THANK YOU FOR.**



**NOTHING
WORTH HAVING
COMES EASY**



Stay
positive,
work hard,
make it
happen.



THE HARDER
YOU WORK
FOR SOMETHING,
THE GREATER
YOU'LL FEEL
WHEN YOU
ACHIEVE IT.



Believe *in yourself*

and You'll Be

Unstoppable



Success
doesn't come to
you you go to
it.

Marva Collins

