


Straw Kazoo

You will need:

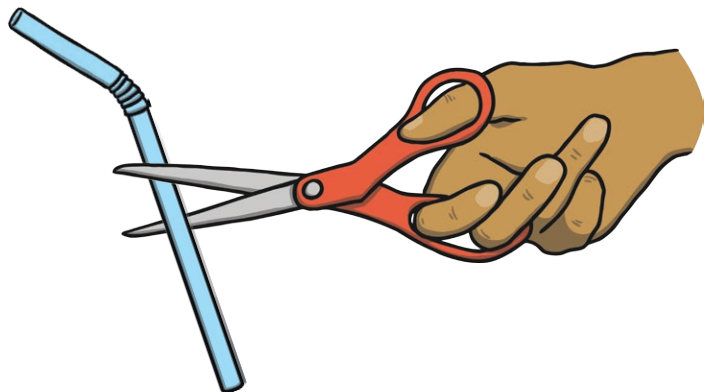
Big plastic straw

Scissors



Instructions

1. Press down on the end of the straw.
2. Cut a 2cm V shape out of the end of the straw.
3. Put the cut end of the straw in your mouth and blow.



Changes you can make:


- make it shorter or longer;
- use different straws;
- put holes in the straw.

Straw Kazoo

You will need:

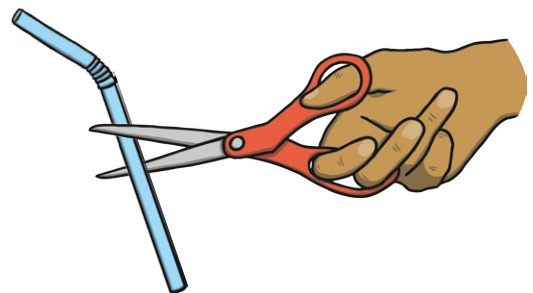
Large plastic straw

Scissors



Instructions

1. Flatten one end of the straw.
2. Using the scissors, cut a V shape out of the flattened end of the straw. It should be about 2 cm long.
3. Place the cut end of the straw in your mouth so that the V cut is completely covered by your lips.
4. Slightly press down on the straw with your lips and blow.



Changes you can make:

- use different sized straws;
- shorten or lengthen the straw;
- poke holes in the straw;
- make the V cut longer or shorter.