




Art and Design

Miró



Surrealism

twinkl

Photo courtesy of <http://www.guggenheim.org/new-york/collections/collection-online/artwork/2934>



twinkl.co.uk

Aim

- I can draw a Surrealist picture from my imagination.
- I can use simple bold colours, shapes and lines, to create a picture in the style of Joan Miró.

Success Criteria

- I can draw 2 animals and 2 objects from my imagination.
- I can draw 1 body part in my picture.
- I can add my own details from my imagination, such as weather or people.
- I can use the colours black, blue, yellow, green, and red.
- I can draw 4 shapes and 5 lines in my picture.
- I can include 2 letters in my picture.

Surrealism

Miro's Surrealist Paintings

In 1922, Joan Miró began exploring Surrealism in his paintings. He began painting in a more abstract style.

This meant that the things he painted were less realistic, and might not look exactly like they do in real life.

He started using strong colours, such as black, red, yellow, green and blue and painted shapes and lines in his artworks.

The Tilled Field



Surrealism


Some shapes are geometric, such as triangles and squares.

They have a certain number of edges, corners and faces.

Some shapes are organic.

These shapes are irregular.

An example of an organic shape is a leaf or a puddle.



The Tilled Field, 1923 - 24



Photo courtesy of <http://www.guggenheim.org/new-york/collections/collection-online/artwork/2934>

The Tilled Field: Miró's Surrealist Paintings

In this painting, Miró has combined lots of different things in one painting.

He has used shapes; I can see triangles, ovals, and rectangles. I can see some organic shapes too.

He has used lines; I can see straight lines, wiggly lines, and a spiral.

I can see a building.

I can see some flags.

I can see an eye and an ear.

I can see the Sun, some moons, and a cloud.

I can see some plants and trees.



Photo courtesy of <http://www.guggenheim.org/new-york/collections/collection-online/artwork/2934>

The Tilled Field, 1923 - 24


What Animals Can You See?



Look carefully at the painting. Draw or write all of the animals that you can see. Do you notice anything unusual about any of the animals?




































Photo courtesy of <http://www.guggenheim.org/new-york/collections/collection-online/artwork/2934>

Surrealist Picture Generator



Surrealist Picture Generator

Use the table below to choose which combination of things to include in your Surrealist picture. Look carefully at how many items to choose from each category, and circle your choices. Then, use your imagination to draw them all together in your own Surrealist picture. Think about the colours that you will use.


Animal (Choose 2)	Object (Choose 2)	Shape (Choose 3)	Line (Choose 3)	Body Part (Choose 1)	Letter (Choose 2)
 elephant	 balloons	 triangle	 straight line	 eye	b b
 cat	 top hat	 square	 wiggly line	 hand	e e
 dinosaur	 football	 moon	 spiral	 mouth	z z
 bear	 telephone	 circle	 curved line	 ear	f f
 dog	 computer	 star	 dotted line	 foot	s s
 fish	 bicycle	 heart	 arrow	 nose	g g
 mouse	 clock	 cloud	 zigzag	 tongue	t t

We are going to make our own Surrealist pictures.

You need to use your Surrealist Picture Generator.

Use a pencil to circle the items that you are going to include in your picture.

Creating Your Picture



Draw the items onto your page. Maybe your elephant will have tiny feet. Or your dinosaur could have a square tummy.

Use the whole page.

Use black, white, yellow, red, blue and green in your picture.

Is there something else you would like to add from your own imagination?

Include your own ideas!



Aim



- I can draw a Surrealist picture from my imagination.
- I can use simple bold colours, shapes and lines, to create a picture in the style of Joan Miró.

Success Criteria

- I can draw 2 animals and 2 objects from my imagination.
- I can draw 1 body part in my picture.
- I can add my own details from my imagination, such as weather or people.
- I can use the colours black, blue, yellow, green, and red.
- I can draw 4 shapes and 5 lines in my picture.
- I can include 2 letters in my picture.