

Year 4 English Home Learning Grid (7)

6th July- 17th July



- Read a book independently for at least 20 minutes daily;
- read to an adult, sibling or through media to a friend
- and choose one box below to work on each day.

Please keep evidence of all your great work and share it with us on Class Dojo to celebrate your achievements!

SPaG.com

Brush up on your technical spelling, punctuation and grammar skills by logging on to spag.com.

www.spag.com

We've set some objectives to revise. You can complete the tasks in any order. Take your time and don't rush as low scores mean you'll repeat the activity again!

Once these objectives are complete please refer to the daily spag activities on www.bbcbitesize.co.uk

Grammar

Are your sentences falling apart? Let Tim and Moby help you put them back together as they introduce you to conjunctions! In this BrainPOP movie, you'll discover the three types of conjunctions, how to use each one, and how you can connect equal and unequal parts of sentences.

After you have watched the video take the quiz on conjunctions!

<https://www.brainpop.com/english/grammar/conjunctions/>

Username and Password for Brainpop-

mmello8109@yahoo.com

EBJyear4

You may also play around on Brainpop- there are so many fun and engaging videos you can watch and learn from!

English games

<https://www.topmarks.co.uk/english-games/7-11-years/spelling-and-grammar>

<https://www.coxhoe.durham.sch.uk/school-life/fun-and-games>

<https://www.gamesgames.com/games/spelling>

www.primaryhomeworkhelp.co.uk/literacy

Grammar

BBC Bitesize has daily lessons which you can watch videos and take the quiz then complete the worksheet.

Why not try it?

<https://www.bbc.co.uk/bitesize/dailylessons>

Write a recount

Can you write a recount about this year at school?

What have you enjoyed? What would you like to do again next year? What was your favourite moment? If you could redo this school year, what would you do again?

We would love to read about this year at school! Don't forget to send it to your class teacher?

Reading Comprehension

Can you read the information about the goblins and complete pages 1-12

<https://www.talk4writing.com/wp-content/uploads/2020/06/Y4-Goblins-F.pdf>

Explanation text

https://pobble365.b-cdn.net/pdf-attachment/resource/attachment/237/237_After_work.pdf

Can you infer what is happening in the picture?

After work, Batman always called in at his favourite café in Gotham City. We all have different ways of relaxing; a game of sport, watching television, going for a bike-ride...Batman's was enjoying a steaming hot cup of coffee whilst reading the newspaper.

Batman looked forward to having an evening off, however evenings off didn't always tend to be that relaxing.

Ring ring...Ring ring...Ring ring...There was a call from the phone behind the counter...

Using this story starter, can you write the rest of the story?

Reading skill/Comprehension

<https://www.pobble365.com/the-end-of-technology/>

Question time!

How important is technology to you? How does technology affect our lives? What are the 5 most important pieces of technology, in your opinion? How would life be different without technology? Does technology make you happy? What does happiness mean? What really makes you happy? If you could take a pill that would make you happy 100% of the time, would you take it?

Sentence challenge!

Can you write use a colon to start a list? Remember to use commas to separate the items in your list!

E.g. To build a den in the garden you will need: several large pieces of wood, garden canes, rocks, a cardboard box and a bed sheet.

My favourite things to do when I'm not on my Xbox are:

My favourite pieces of technology are:

Spellings

Revise the suffix *ous* (no change to the root word) and adding the suffix *ous* (no root word)







Week 5 Adverbials of frequency and possibility	Week 6 Adverbials of manner
regularly	awkwardly
occasionally	frantically
frequently	curiously
usually	obediently
rarely	carefully
perhaps	rapidly
maybe	unexpectedly
certainly	deliberately
possibly	hurriedly
probably	reluctantly


Spelling games

- Make a board game of your own to help others to learn their spellings
- Design a poster
- Make a wordsearch
- Create a quiz
- Practise using the grid below









Spelling Roll-A-Word

Start with the first word in your spelling list. Roll a die and complete the activity for the number you roll. Continue with the rest of your list.

	Write your word in a sentence.
	Draw a picture of your word.
	Write a synonym of your word.
	Write an antonym of your word.
	Write the definition for your word.
	Write your word three times.



SPELLING MENU

<p>1. ABC Order</p>  <p>Write all of your spelling words in alphabetical (ABC) order.</p>	<p>2. Word Parts</p> <p>Write your words. Then use a coloured pencil to divide the words into syllables. e.g. <u>jump</u>ing <u>caterpill</u>ar</p>	<p>3. Other Handed</p> <p>Write each word 5 times, switching the hand you write it with each time. Say the word as you spell it.</p>	<p>4. Vowel Spotlight</p> <p>Write your words using one colour for the vowels and another colour for the consonants. (vowels: a, e, i, o, u)</p>
<p>5. Use Technology</p> <p>Type out your spelling words on the computer. Try to use at least 4 different fonts.</p> 	<p>6. Pyramid Words</p> <p>s sp spe spel spell spelli spelling spelling (or make them boat shaped, star, smiley face, etc.)</p>	<p>7. "Ransom" Words</p> <p>"Write" your words by cutting letters out of a newspaper or magazine and gluing the letters on a piece of paper to spell your words.</p> 	<p>8. Rainbow Words</p> <p>Write your spelling words with coloured pencils. Make each letter a different colour.</p> 
<p>9. Scrambled Words</p> <p>Write your words. Then write them again with the letters mixed up. Can you unscramble them again the next day? e.g. watch - chwta</p>	<p>10. Silly Sentences</p> <p>Write 3 or more sentences that use all your spelling words.</p> 	<p>11. Prefixes and Suffixes</p> <p>Underline the prefixes and suffixes in the words you are learning. Make sure you know what they mean. e.g. <u>im</u>portant happi<u>ness</u></p>	<p>12. Word Search</p> <p>Create your own word search with your spellings. Show the answers to your puzzle in a different colour.</p> 
<p>13. Flashcards</p> <p>Make and practice with flashcards. Put the word on one side and definition (meaning) on the other.</p> 	<p>14. Picture & a Story</p> <p>Draw a picture defining each word. Write a sentence about your picture using the word.</p>	<p>15. Words without Vowels</p> <p>Write all of your words replacing vowels with a line. Go back and see if you can fill in the vowels. e.g. q--st--n = question</p>	<p>16. Train Words</p> <p>Write the entire list end-to-end as one long word. Write each new word in a different colour. e.g. <u>train</u><u>back</u><u>stop</u></p>
<p>17. Write a Story, Poem or Song with Words</p> <p>Write a story using all your spelling words. Underline the words you used.</p>	<p>18. Bubble Letters</p> <p>Write your spelling words out in bubble writing.</p> 	<p>19. Words Within Words</p> <p>Write each spelling word and then write at least 2 words made from that word. e.g. catch - cat, hat</p>	<p>20. Picture words</p> <p>Draw a picture and hide your spelling words in the picture.</p>