


## Year 4 English Home Learning Grid (6)

22<sup>nd</sup> June - 3<sup>rd</sup> July



- Read a book independently for at least 20 minutes daily;
- read to an adult, sibling or through media to a friend
- and choose one box below to work on each day.

*Please keep evidence of all your great work and share it with us on Class Dojo to celebrate your achievements!*

### SPaG.com

Brush up on your technical spelling, punctuation and grammar skills by logging on to spag.com.

[www.spag.com](http://www.spag.com)

We've set some objectives to revise. You can complete the tasks in any order. Take your time and don't rush as low scores mean you'll repeat the activity again!

Once these objectives are complete please refer to the daily spag activities on [www.bbcbitesize.co.uk](http://www.bbcbitesize.co.uk)

### Grammar

Are your sentences falling apart? Let Tim and Moby help you put them back together as they introduce you to conjunctions! In this BrainPOP movie, you'll discover the three types of conjunctions, how to use each one, and how you can connect equal and unequal parts of sentences.

After you have watched the video take the quiz on conjunctions!

<https://www.brainpop.com/english/grammar/conjunctions/>

Username and Password for Brainpop-

[mmello8109@yahoo.com](mailto:mmello8109@yahoo.com)

EBJyear4

You may also play around on Brainpop- there are so many fun and engaging videos you can watch and learn from!

### English games

<https://www.topmarks.co.uk/english-games/7-11-years/spelling-and-grammar>

<https://www.coxhoe.durham.sch.uk/school-life/fun-and-games>

<https://www.gamesgames.com/games/spelling>

[www.primaryhomeworkhelp.co.uk/literacy](http://www.primaryhomeworkhelp.co.uk/literacy)

### Grammar

BBC Bitesize has daily lessons which you can watch videos and take the quiz then complete the worksheet.

Why not try it?

<https://www.bbc.co.uk/bitesize/dailylessons>

### Share a memory

Can you share your fondest memory of East Boldon's crossing patrol man Alan Pyle?

What happened on the day of your memory?

How did it make you feel?

Who was there with you?

This can be written in a paragraph, spider diagram or a diary entry. The choice is yours!

### Reading Comprehension

Can you read the information about the alien and complete pages 17-26

<https://www.talk4writing.co.uk/wp-content/uploads/2020/04/Y4-Maria-Aliens.pdf>

### Explanation text

<https://www.pobble365.com/the-sandman/>

Can you tell the story of the Sandman?

Who is the he? Is this in the past, present or future? Where has he come from? What does he search for? Is he good or evil? Does he have magical powers? Why does he need the apples? Is this the Earth he is rowing through?

An artist painted this picture. Do you think it represents anything? What was the artist thinking about when they painted it? Is there a hidden message?

### Sentence challenge!

Write a sentence about the Sandman in the 3rd person (he, him, his).

When you have finished, can you turn it into the 1st person (I/my)?

3rd person: His magnificent, white beard lay on his chest as he rowed the boat.

1st person: My magnificent, white beard lay on my chest as I rowed the boat.

### Reading skill/Comprehension

<https://www.pobble365.com/hope/>

### Question time!

Who is the man in the park? What has happened to him?

What do you think he is hoping for? What is significant about the flowers?

What colour is winter? What colour is summer?

Is there more happiness or sadness in the world?

### Challenge

### Perfect picture!

Imagine what the park looks like in the summer. Draw or write down what you have imagined

## Spellings

Revise the suffix -ous (no change to the root word) and adding the suffix -ous (no root word)

### Week 3

Adding the Suffix -ous (Words Ending in 'y' Become 'i' and Words Ending in 'our' Become 'or')

various	humorous
furious	glamorous
glorious	vigorous
victorious	odorous
mysterious	rigorous

twinkl.com

### Week 4

Adding the suffix -ous (Words ending in 'e' drop the 'e', but not for words ending in 'ge')

famous	porous
nervous	adventurous
ridiculous	courageous
carnivorous	outrageous
herbivorous	advantageous







twinkl.com

## Spelling games

- Make a board game of your own to help others to learn their spellings
- Design a poster
- Make a wordsearch
- Create a quiz
- Practise using the grid below









### Spelling Roll-A-Word

Start with the first word in your spelling list. Roll a die and complete the activity for the number you roll. Continue with the rest of your list.

	Write your word in a sentence.
	Draw a picture of your word.
	Write a synonym of your word.
	Write an antonym of your word.
	Write the definition for your word.
	Write your word three times.



# SPELLING MENU

<p><b>1. ABC Order</b></p>  <p>Write all of your spelling words in alphabetical (ABC) order.</p>	<p><b>2. Word Parts</b></p> <p>Write your words. Then use a coloured pencil to divide the words into syllables. e.g. <u>jump</u>ing cater<u>pill</u>ar</p>	<p><b>3. Other Handed</b></p> <p>Write each word 5 times, switching the hand you write it with each time. Say the word as you spell it.</p>	<p><b>4. Vowel Spotlight</b></p> <p>Write your words using one colour for the vowels and another colour for the consonants. (vowels: a, e, i, o, u)</p>
<p><b>5. Use Technology</b></p> <p>Type out your spelling words on the computer. Try to use at least 4 different fonts.</p> 	<p><b>6. Pyramid Words</b></p> <p>s sp spe spel spell spelli spelling spelling spelling spelling (or make them boat shaped, star, smiley face, etc.)</p>	<p><b>7. "Ransom" Words</b></p> <p>"Write" your words by cutting letters out of a newspaper or magazine and gluing the letters on a piece of paper to spell your words.</p> 	<p><b>8. Rainbow Words</b></p> <p>Write your spelling words with coloured pencils. Make each letter a different colour.</p> 
<p><b>9. Scrambled Words</b></p> <p>Write your words. Then write them again with the letters mixed up. Can you unscramble them again the next day? e.g. watch - chwta</p>	<p><b>10. Silly Sentences</b></p> <p>Write 3 or more sentences that use all your spelling words.</p> 	<p><b>11. Prefixes and Suffixes</b></p> <p>Underline the prefixes and suffixes in the words you are learning. Make sure you know what they mean. e.g. <u>im</u>portant happ<u>iness</u></p>	<p><b>12. Word Search</b></p> <p>Create your own word search with your spellings. Show the answers to your puzzle in a different colour.</p> 
<p><b>13. Flashcards</b></p> <p>Make and practice with flashcards. Put the word on one side and definition (meaning) on the other.</p> 	<p><b>14. Picture &amp; a Story</b></p> <p>Draw a picture defining each word. Write a sentence about your picture using the word.</p>	<p><b>15. Words without Vowels</b></p> <p>Write all of your words replacing vowels with a line. Go back and see if you can fill in the vowels. e.g. q--st--n = question</p>	<p><b>16. Train Words</b></p> <p>Write the entire list end-to-end as one long word. Write each new word in a different colour. e.g. <u>train</u><u>back</u><u>stop</u></p>
<p><b>17. Write a Story, Poem or Song with Words</b></p> <p>Write a story using all your spelling words. Underline the words you used.</p>	<p><b>18. Bubble Letters</b></p> <p>Write your spelling words out in bubble writing.</p> 	<p><b>19. Words Within Words</b></p> <p>Write each spelling word and then write at least 2 words made from that word. e.g. catch - cat, hat</p>	<p><b>20. Picture words</b></p> <p>Draw a picture and hide your spelling words in the picture.</p>