

Year 3 English Home Learning Grid 6

22nd June – 3rd July



- Read a book independently for at least 15 minutes daily. See if it's available on accelerated reader to take a quiz.
- Read to an adult, sibling or through media to a friend.
- Choose one other thing to work on each day.

Please keep evidence of all your great work and share it with us on Class Dojo to celebrate your achievements!

SPaG.com

Brush up on your technical spelling, punctuation and grammar skills by logging on to spag.com.

www.spag.com

We are nearing the end of the Spag.com work available for the Year 3 curriculum therefore there will only be one test released with this grid. This is a full year group coverage test with 25 questions.

Accelerated Reader

<https://ukhosted55.renlearn.co.uk/6702821>

Check if your book has a quiz on Accelerated Reader. They're always adding new titles, but sadly some of the newer books may not be there! Make sure the book you're quizzing on is one you have been reading recently and remember, you can have the book to help you while you quiz! *Lost your password? Please just ask us and we can provide you with it.*

If you're out of books at home, please get in touch and we can help. You could also try this link: [Free Audiobooks for Kids | Audible.com](#)

English games

[Spelling and Grammar, English Games for 7-11 Years](#)

[Puzzles & Games](#)

[Spelling Games - Online Spelling & Vocabulary Games at GamesGames.com](#)

[KS2 English](#)


Reading task

Spend some time reading and enjoying the e-book linked to the Romans.

Choose a page that you've really enjoyed reading and make some notes.

Remember that notes:

- aren't written in full sentences
- pick out the main ideas in a text
- still make sense



Watch this video to help you to make effective notes.

<https://www.youtube.com/watch?v=UAhRf3U50IM>

Check that your notes still make sense. Can your grown up still get the right information from what you have written?

Writing task

CONGRATULATIONS!

You did it!

Well done - you've won the EBJ award for young scientist of the Year 2020.



- But what did you invent? A gadget? A type of food? Some clothes? Choose something that interests you!
- What does it do?
- How will it be used?
- Who is it for?

Complete the design sheet for your invention - it can be anything you want, so let your imagination run wild!

Writing task

It's time to launch your invention and Amazon is interested!

You've made your invention. You've won the award. It's now time to write the advert and it's heading straight to Amazon.

amazonexclusive

COMING
SOON



Can you remember what makes a good advert?

- a question to the reader (*Are you ready to experience the best invention ever?*)
- the power of three (*it's unique, it's exclusive and it's here just for you*)
- exaggeration (*it's out of this world!*)
- statistics (*100% of parents have said it's on their Christmas list*)

Helpful words

new exclusive must-have life-changing gadget unique only
bargain will change your life imagine endless opportunities

Match each word class label to the correct word in the sentence.



apostrophe
word used for
possession

Mo's bedroom floor was a mess because
it was full of smelly socks.

pronoun

adjective

Mr Whoops has accidentally
jumbled up a preposition. Can
you help him to unjumble it?

udrennhetae

Now, use the preposition
in a sentence.

Which pair of homophone words
fit in these sentences?

Fahad had a nasty cut on his leg but
it was beginning to _____.

The _____ of Cassie's
wellington boot had a hole in it and
it was letting in water.

(heel/heal)

Look at the picture. Can you
fill in the missing verbs to create
past progressive sentences?

The children were _____ a
really interesting nature
documentary.

Kristy was _____
next to her brother.



Add the prefixes tele- or tri- to
these root words:

_____ port

_____ angle

_____ cycle

Can you up-level this sentence
by adding an adverb, a
conjunction and extra detail?



The lion's claws are sharp.

Add inverted commas around all of the direct speech in the sentences below:

Get out your spelling books, please, requested the teacher politely. Does everyone have a pencil?

a

Draw lines to the correct word endings.

-gue or -que?

anti

lea

uni

fati

gue

que

c

Place a tick in each row to show how you would form the plural version of the noun:

	Add just -s	Add -es	Add -ies
kettle			
grass			
fly			

e

Mr Whoops has made three silly spelling mistakes. Can you help him to correct them? Use a dictionary if you need to.

I always struggle to remembur important and speshial dates, which is why I accidentilly forgot my mum's birthday last week.

b

Can you think of an adjective, a preposition and an adverb beginning with...

	adjective	preposition	adverb
a consonant?			
a vowel?			

d

Can you underline the main clause in this sentence and circle the subordinating conjunction?

Stone Age men were very skilled hunters because they had to catch their own food to survive.



f

Reading comprehension


Famous Inventors

The Wright Brothers

The Wright brothers, also known as Orville and Wilbur Wright, were American siblings and great technological innovators.

They are credited with inventing the airplane having made the first successful human flight with a craft powered by engine.

To help design the wings for planes, they studied how birds flew and used their wings.



Ruth Handler

Ruth Handler designed the Barbie doll, a popular toy all over the world.

While watching her daughter play with paper dolls, she set out to invent a 3D doll that children could play with.

Ruth named the doll Barbie, after her daughter Barbara. She also designed the male doll Ken, which she named after her son.

The Barbie doll is still one of the bestselling toys in the world.



Famous Inventors

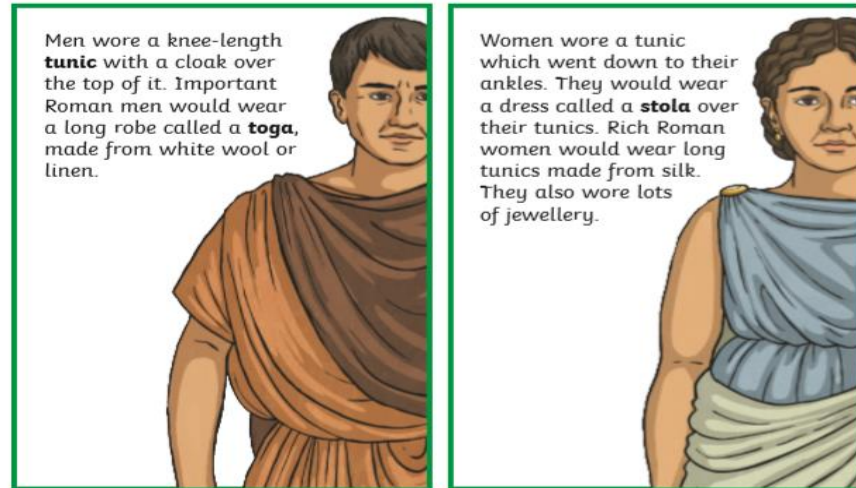
1. What were the names of the Wright brothers?
2. What does the phrase 'technological innovators' mean?
3. What did they invent?
4. Where did the brothers take inspiration from in their design?
5. Which popular toy was invented by Ruth Handler?
6. Who was the toy named after?
7. What does 'bestselling' mean?
8. Which of the two inventions do you think was the most valuable for society? Give reasons for your answers.

Reading Comprehension

Roman Clothes

What Did the Romans Wear?

Roman clothing was different for men and women:



Men wore a knee-length **tunic** with a cloak over the top of it. Important Roman men would wear a long robe called a **toga**, made from white wool or linen.

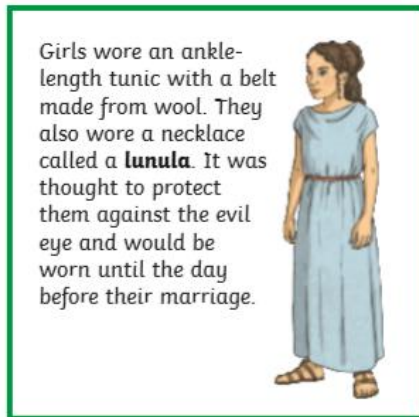
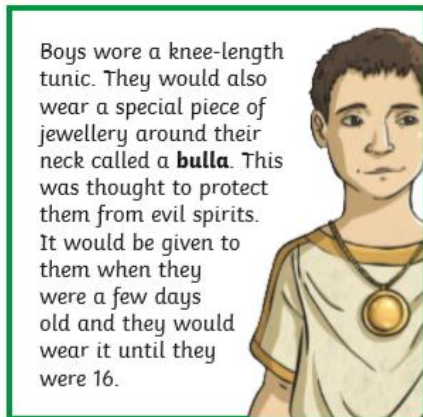
Women wore a tunic which went down to their ankles. They would wear a dress called a **stola** over their tunics. Rich Roman women would wear long tunics made from silk. They also wore lots of jewellery.

Reading Comprehension

Roman Clothes

1. Men and Women both wore tunics. State two differences in their tunics.
2. How would you know a Roman man was important?
3. It was difficult to see if a Roman woman was rich or poor. Is this true or false? How do you know?
4. What was the job of a **bulla**?
5. A boy would be given a bulla for his 16th birthday. True or false? Give reasons for your answer.
6. Describe what a girl would wear in Roman times.
7. What was a **lunula**?
8. Would you like to have dressed like a Roman? Why? Why not? Draw a picture of yourself in traditional Roman clothes. Label the items you are wearing with information from the text.

The Romans also had different clothing for boys and girls:



Past Progressive Tense

Watch the video to help your understanding of the past progressive tense.

[Past Progressive](#)

Task A

Play the present and past progressive dice tense game using the resources provided.

Task B

Practise using the past progressive tense online.

<https://www.perfect-english-grammar.com/past-continuous-exercise-1.html>

Task C

Practise using the past progressive tense online. (Level 1)

<https://www.helpfulgames.com/subjects/english/348-past-continuous-progressive.html>



Past Progressive Tense

The **past progressive tense** is used to describe actions that were in progress in the past.

- Use the helping verb “**was**” before a verb in the past progressive tense when used to describe (**I, he, she, it**).
- Use the helping verb “**were**” before a verb in past progressive tense to describe (**we, you, they**).
- Add “**ing**” to the verb ending.

★ = action

[I / he / she / it]	[was]	[verb + “ing”]
we / you / they	[were]	[verb + “ing”]

Example: I was running.

Example: They were running.



- Add the word “**not**” between the helping verb (was / were) and the main verb to form the negative.

Put the verbs into the correct form (past progressive).

1. When I phoned my friends, they (play) were playing monopoly.
2. Yesterday at six I (prepare) _____ dinner.
3. The kids (play) _____ in the garden when it suddenly began to rain.
4. I (practise) _____ the guitar when he came home.
5. We (not / cycle) _____ all day.
6. While Aaron (work) _____ in his room, his friends (swim) _____ in the pool.
7. I tried to tell them the truth but they (listen / not) _____.
8. What (you / do) _____ yesterday?
9. Most of the time we (sit) _____ in the park.

Spellings

This week's spellings are based on words that end in the suffix -al.

1. natural
2. occasional
3. actual
4. accidental
5. medical
6. national
7. capital
8. vocal
9. sensational
10. personal



Task 1

Write out each of the spellings using rainbow writing.

Task 2

Complete the handwriting sheet to rehearse your spelling using joined handwriting. **Finished?** Can you try them on lined paper making sure your letter height is accurate?

Task 3

Choose 5 words to write in a sentence of your own.

S-T-R-E-T-C-H

Could the sentences that you write be linked to your advert?

Task 4

Write a short story of no more than 100 words and try to include each of your spelling words.

Spelling Task

Can you find this week's spellings in the wordsearch?

y	n	a	t	i	o	n	a	l	a	x	a	e	i	r
h	m	h	l	h	g	z	j	k	c	c	t	m	i	c
u	a	k	k	z	s	e	u	d	c	o	t	t	a	b
v	p	e	r	s	o	n	a	l	i	c	i	u	v	y
h	c	k	c	m	s	a	q	o	d	f	n	m	a	u
t	q	q	i	w	e	j	w	c	e	t	d	w	g	l
e	w	m	p	h	n	g	o	c	n	v	o	l	a	e
m	u	e	n	g	s	y	q	a	t	g	k	r	q	w
z	v	d	r	l	a	n	i	s	a	w	u	f	p	j
r	a	i	a	v	t	a	v	i	l	t	c	v	i	h
c	b	c	l	m	i	q	e	o	a	e	s	w	q	m
g	o	a	u	w	o	u	p	n	t	b	u	k	a	p
v	p	l	r	n	n	m	c	a	p	i	t	a	l	d
s	f	v	u	o	a	a	c	l	h	s	l	k	g	j
o	m	w	u	a	l	l	f	t	e	e	s	p	w	u