

## Year 4 English Home Learning Grid (5)

5th June- 19 June



- Read a book independently for at least 20 minutes daily;
- read to an adult, sibling or through media to a friend
- and choose one box below to work on each day.

*Please keep evidence of all your great work and share it with us on Class Dojo to celebrate your achievements!*

### SPaG.com

Brush up on your technical spelling, punctuation and grammar skills by logging on to spag.com.

[www.spag.com](http://www.spag.com)

We've set some objectives to revise. You can complete the tasks in any order. Take your time and don't rush as low scores mean you'll repeat the activity again!

### Grammar

Are your sentences falling apart? Let Tim and Moby help you put them back together as they introduce you to conjunctions! In this BrainPOP movie, you'll discover the three types of conjunctions, how to use each one, and how you can connect equal and unequal parts of sentences.

After you have watched the video take the quiz on conjunctions!

<https://www.brainpop.com/english/grammar/conjunctions/>

### Username and Password for Brainpop-

[mmello8109@yahoo.com](mailto:mmello8109@yahoo.com)

EBJyear4

You may also play around on Brainpop- there are so many fun and engaging videos you can watch and learn from!

### English games

<https://www.topmarks.co.uk/english-games/7-11-years/spelling-and-grammar>

<https://www.coxhoe.durham.sch.uk/school-life/fun-and-games>

<https://www.gamesgames.com/games/spelling>

[www.primaryhomeworkhelp.co.uk/literacy](http://www.primaryhomeworkhelp.co.uk/literacy)

### Grammar

BBC Bitesize has daily lessons which you can watch videos and take the quiz then complete the worksheet.

Why not try it?

<https://www.bbc.co.uk/bitesize/dailylessons>

### Gratitude letter

Your teacher will send a dojo message with another child's name from your class.

Can you write an informal letter to the child?

You must include:

What are you grateful for about them?

What do you miss about not being at school with them?

What makes them a good class member to have in your class?

These will be passed to the child that they are written to by your class teacher via dojo!

### Reading Comprehension

Can you read the information about the alien and complete pages 9-17

<https://www.talk4writing.co.uk/wp-content/uploads/2020/04/Y4-Maria-Aliens.pdf>

### Reading Comprehension

[The Day the Crayons Quit by Oliver Jeffers](#)

Watch the read aloud and answer the questions on the Green Crayon below!

As an extension activity, write a letter of your own as if you were your favourite crayon. What would you be used mostly for? Would you use yourself a lot? If you have time you can also draw a picture!

### Explanation text

Do you have any traditions in your family? What are they? Can you create a poster on your family tradition? If you don't have one then don't worry you can create a poster on a tradition you would like to have in your family!

For example:

Some children have zoom calls with their Grandparents every day at a certain time.

Others now take a walk at the same time everyday.

Once we have all of your traditions posters then we will create something magical with them.

## Spellings

Revise the suffix -ous (no change to the root word) and adding the suffix -ous (no root word)

### Week 1

Adding the Suffix -ous  
(No Change to the Root Word)

dangerous	hazardous
poisonous	riotous
mountainous	perilous
joyous	momentous
synonymous	scandalous

twinkl.com

### Week 2

Adding the Suffix -ous  
(No Definitive Root Word)

tremendous	fabulous
enormous	curious
jealous	anxious
serious	obvious
hideous	gorgeous







twinkl.com

## Spelling games

- Make a board game of your own to help others to learn their spellings
- Design a poster
- Make a wordsearch
- Create a quiz
- Practise using the grid below

### Spelling Roll-A-Word

Start with the first word in your spelling list. Roll a die and complete the activity for the number you roll. Continue with the rest of your list.

	Write your word in a sentence.
	Draw a picture of your word.
	Write a synonym of your word.
	Write an antonym of your word.
	Write the definition for your word.
	Write your word three times.



