

English Home Learning Grid (Y4)

15th May - 5th June



- Read a book independently for at least 20 minutes daily;
- read to an adult, sibling or through media to a friend
- and choose one box below to work on each day.

Please keep evidence of all your great work and share it with us on Class Dojo to celebrate your achievements!

<p><u>SPaG.com</u></p> <p>Brush up on your technical spelling, punctuation and grammar skills by logging on to spag.com.</p> <p>www.spag.com</p> <p>We've set some objectives to revise. You can complete the tasks in any order. Take your time and don't rush as low scores mean you'll repeat the activity again!</p>	<p><u>Grammar</u></p> <p>Are your sentences falling apart? Let Tim and Moby help you put them back together as they introduce you to conjunctions! In this BrainPOP movie, you'll discover the three types of conjunctions, how to use each one, and how you can connect equal and unequal parts of sentences.</p> <p>After you have watched the video take the quiz on conjunctions!</p> <p>https://www.brainpop.com/english/grammar/conjunctions/</p> <p><u>Username and Password for Brainpop-</u></p> <p>mmello8109@yahoo.com</p> <p>EBJyear4</p> <p>You may also play around on Brainpop- there are so many fun and engaging videos you can watch and learn from!</p>
<p><u>English games</u></p> <p>https://www.topmarks.co.uk/english-games/7-11-years/spelling-and-grammar</p> <p>https://www.coxhoe.durham.sch.uk/school-life/fun-and-games</p> <p>https://www.gamesgames.com/games/spelling</p> <p>www.primaryhomeworkhelp.co.uk/literacy</p>	<p><u>Grammar</u></p> <p>BBC Bitesize has daily lessons which you can watch videos and take the quiz then complete the worksheet.</p> <p>Why not try it?</p> <p>https://www.bbc.co.uk/bitesize/dailylessons</p>

Gratitude letter

Your teacher will send a dojo message with another child's name from your class.

Can you write an informal letter to the child?

You must include:

What are you grateful for about them?

What do you miss about not being at school with them?

What makes them a good class member to have in your class?

These will be passed to the child that they are written to by your class teacher via dojo!

Reading Comprehension

Can you read the information about the alien and complete pages 5-9

<https://www.talk4writing.co.uk/wp-content/uploads/2020/04/Y4-Maria-Alien.pdf>

Reading Comprehension

Inquiry reading comprehension on Florence Nightingale!

Use the template below to complete the inquiry based research project on Florence Nightingale.

The template is below!

Write a recount

Can you write a recount of V.E. Day?

What did you do?

How did you celebrate?

Who did you celebrate with?

What did you eat?

Remember to:

Use fronted adverbials

Write in first person

Write in past tense

Spellings

Revise the prefixes auto (meaning self or own) and adding the prefix ex (meaning out)

Week 3

Adding the prefix auto-
(meaning 'self' or 'own')

autograph

autobiography

automatic

autofocus

autocorrect

autopilot

autorotate

automobile

autonomy

autocue

Week 4

Adding the prefix ex-
(meaning 'out')

exit

export

extend

exclaim

explode

expel

excursion

external

exchange







exterior


Spelling games

- Make a board game of your own to help others to learn their spellings
- Design a poster
- Make a wordsearch
- Create a quiz
- Practise using the grid below









Spelling Roll-A-Word

Start with the first word in your spelling list. Roll a die and complete the activity for the number you roll. Continue with the rest of your list.

	Write your word in a sentence.
	Draw a picture of your word.
	Write a synonym of your word.
	Write an antonym of your word.
	Write the definition for your word.
	Write your word three times.



SPELLING MENU

<p>1. ABC Order</p>  <p>Write all of your spelling words in alphabetical (ABC) order.</p>	<p>2. Word Parts</p> <p>Write your words. Then use a coloured pencil to divide the words into syllables. e.g. <u>jump</u>ing caterpi<u>ll</u>ar</p>	<p>3. Other Handed</p> <p>Write each word 5 times, switching the hand you write it with each time. Say the word as you spell it.</p>	<p>4. Vowel Spotlight</p> <p>Write your words using one colour for the vowels and another colour for the consonants. (vowels: a, e, i, o, u)</p>
<p>5. Use Technology</p> <p>Type out your spelling words on the computer. Try to use at least 4 different fonts.</p> 	<p>6. Pyramid Words</p> <p>s sp spe spel spell spelli spelli spelling (or make them boat shaped, star, smiley face, etc.)</p>	<p>7. "Ransom" Words</p> <p>"Write" your words by cutting letters out of a newspaper or magazine and gluing the letters on a piece of paper to spell your words.</p> 	<p>8. Rainbow Words</p> <p>Write your spelling words with coloured pencils. Make each letter a different colour.</p> 
<p>9. Scrambled Words</p> <p>Write your words. Then write them again with the letters mixed up. Can you unscramble them again the next day? e.g. watch - cvhta</p>	<p>10. Silly Sentences</p> <p>Write 3 or more sentences that use all your spelling words.</p> 	<p>11. Prefixes and Suffixes</p> <p>Underline the prefixes and suffixes in the words you are learning. Make sure you know what they mean. e.g. <u>im</u>portant happi<u>ness</u></p>	<p>12. Word Search</p> <p>Create your own word search with your spellings. Show the answers to your puzzle in a different colour.</p> 
<p>13. Flashcards</p> <p>Make and practice with flashcards. Put the word on one side and definition (meaning) on the other.</p> 	<p>14. Picture & a Story</p> <p>Draw a picture defining each word. Write a sentence about your picture using the word.</p>	<p>15. Words without Vowels</p> <p>Write all of your words replacing vowels with a line. Go back and see if you can fill in the vowels. e.g. q--st--n = question</p>	<p>16. Train Words</p> <p>Write the entire list end-to-end as one long word. Write each new word in a different colour. e.g. trainbackstop</p>
<p>17. Write a Story, Poem or Song with Words</p> <p>Write a story using all your spelling words. Underline the words you used.</p>	<p>18. Bubble Letters</p> <p>Write your spelling words out in bubble writing.</p> 	<p>19. Words Within Words</p> <p>Write each spelling word and then write at least 2 words made from that word. e.g. catch - cat, hat</p>	<p>20. Picture words</p> <p>Draw a picture and hide your spelling words in the picture.</p>

Why was she called the lady with the lamp?

Who is the lady in the picture?

When and where did she die?

What is she famous for?



Where did she go to University?

When and where was she born?

Who were her family?

What other information can you find?

