


Wider Curriculum Home Learning (Y4)



18th May - 1st June

<u>Science</u>	<u>PSHE</u>	<u>History</u>
<p>To continue our topic 'what lives in our playground.'</p> <p>Can you create a non chronological report about a ladybird or a butterfly? Remember to include what they eat, Where they live, How they sleep etc</p>	<p>Ask children to consider what's important to them (example: being happy; being good at drawing; having lots of friends; having a tidy room; eating nice food at lunch).</p> <p>Fill out the 'Project Happiness' worksheet (attached at the bottom) with those pieces that make them happy!</p> <p>Watch-https://www.youtube.com/watch?v=puXSw8yrVnI</p> <p>Discuss why different emotions are useful. At the end of the clip, Joy - the narrator - wasn't sure why Sadness was useful. Ask the children what they think.</p> <p>Now watch the 'Sadness saves Riley' clip (contains 'Inside Out' spoilers)</p> <p>Discuss how all emotions serve a purpose and these lead us to behave in different ways. However, we have a choice as to the action we take given how we feel.</p> <p>On the back of your project happiness worksheet , answer the following questions:</p> <p>Why are different emotions useful? What makes you happy? What could you do to make this more likely?</p>	<p>Plan a coastal bike ride.</p> <p>Where would you start? Where would you finish? Which historical buildings would you pass? How long would it take you? How many miles would you cover?</p> <p>Challenge:</p> <p>If you have a bike, go on your own bike ride and answer the same questions from above!</p>

ICT

Sign on to Purple Mash to complete the tasks you have been assigned.

Can you also create a powerpoint? This can be on any subject that you desire such as snakes, animals, cars etc

RE

Choosing one of the following religions, create a KWL chart starting with what you know about the religion and what you want to know about the religion chosen.

Hinduism
Sikhism
Christianity
Islamic
Judaism

Once you have choose on religion you would like to know more about watch the video that coincides with that religion and then fill in what you have learned.

My Life, My Religion Short BBC films for 7-11 year olds featuring children from 5 of the world's major religions:

<https://www.bbc.co.uk/programmes/b05pc1c9/clips>

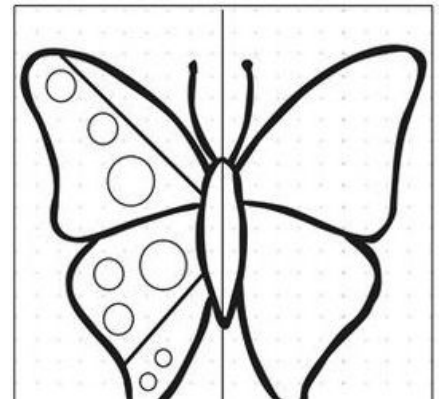
If need be, use the blank KWL chart below!

Art/DT

We are going to create patterns using reflection and symmetry!

We will do this by applying mathematical techniques of reflection and symmetry to our artwork to create a flip pattern!

Below you will find 3 differentiated pieces for lines of symmetry. Start with the Tulip and should you want a challenge continue through to the flower pattern!



PE

60 Sec PE challenges

<https://www.youthsporttrust.org/60-second-physical-activity-challenges>

Below you will find 5 challenges to complete over the 2 week period! You are welcome to choose any other via this website, after you have completed the ones listed.

<https://www.youthsporttrust.org/sites/default/files/Squat%20Jump%20Challenge.pdf>

<https://www.youthsporttrust.org/sites/default/files/Star%20Jumps%20Challenge%20.pdf>

<https://www.youthsporttrust.org/sites/default/files/Socks%20in%20the%20Box.pdf>

<https://www.youthsporttrust.org/sites/default/files/Bunny%20Jump%20Challenge.pdf>

<https://www.youthsporttrust.org/sites/default/files/The%20Plink%20Challenge.pdf>

French

Learn the following daily routine phrases:

Je déjeune - I have lunch
Je joue avec mes amis - I play with my friends
Je dîne - I have dinner
Je vais au lit - I go to bed

Watch the following video clip to help you with the pronunciation.

<https://www.youtube.com/watch?v=mJoKy5BasLY>

Number the sentences in chronological order.

Je dîne	
Je joue avec mes amis	
Je me lève	
Je me réveille	<u>1</u>
Je m'habille	
Je vais au lit	
J'arrive à l'école	
Je prends mon petit déjeuner	
Je me lave	
Je déjeune	

Music

Give me a 1- Challenge

On Monday, Mrs. Taylor and Mrs. Plews will send a video for Give me a 1- Challenge.


Do your best and try and complete the entire clap song!

As always, continue to practice our assembly songs.

https://www.youtube.com/watch?v=2KGe_4leh_Y

<https://www.youtube.com/watch?v=n7OVvBilvcs>

<https://www.youtube.com/watch?v=Yc6T9iY9SOU>



Topic-



K

What I know

W

What I want to know

L

What I have learnt



Symmetry in Spring

Can you draw the rest of the tulip and decorate it so it has one line of symmetry?



Butterfly Symmetry



Draw the other half of these symmetrical butterflies.

Symmetry in Spring

Finish and decorate the flower pattern so it has one line of symmetry



