

English Home Learning Grid (Y4)
4th - 15th May



- Read a book independently for at least 20 minutes daily;
- read to an adult, sibling or through media to a friend
- and choose one box below to work on each day.

Please keep evidence of all your great work and share it with us on Class Dojo to celebrate your achievements!

<p><u>SPaG.com</u></p> <p>Brush up on your technical spelling, punctuation and grammar skills by logging on to spag.com.</p> <p>www.spag.com</p> <p>We've set some objectives to revise. You can complete the tasks in any order. Take your time and don't rush as low scores mean you'll repeat the activity again!</p>	<p><u>Grammar</u></p> <p>Using your background knowledge on antonyms, synonyms and homonyms, watch the fun Brainpop video and choose between taking the quiz, doing the challenge or completing the worksheet!</p> <p>https://www.brainpop.com/english/grammar/antonymssynonymsandhomonyms/</p> <p><u>Username and Password for Brainpop-</u></p> <p>mmello8109@yahoo.com</p> <p>EBJyear4</p> <p>You may also play around on Brainpop- there are so many fun and engaging videos you can watch and learn from!</p>
<p><u>English games</u></p> <p>https://www.topmarks.co.uk/english-games/7-11-years/spelling-and-grammar</p> <p>https://www.coxhoe.durham.sch.uk/school-life/fun-and-games</p> <p>https://www.gamesgames.com/games/spelling</p> <p>www.primaryhomeworkhelp.co.uk/literacy</p>	<p><u>Grammar</u></p> <p>BBC Bitesize has daily lessons which you can watch videos and take the quiz then complete the worksheet.</p> <p>Why not try it?</p> <p>https://www.bbc.co.uk/bitesize/dailylessons</p>

<p><u>Instructional 'How To' Writing</u></p> <p>During the break from school what have you made? This can include cooking, woodwork and sewing. Can you write a set of instructions that Mrs Taylor and Mrs Plews could follow to make their own?</p> <p><i>Examples:</i></p> <p><i>How to make cupcakes.</i> <i>How to build a chair using wood.</i> <i>How to make pizza from scratch.</i> <i>How to build your own lego model.</i></p>	<p><u>For and against</u></p> <p>Can you write a letter to the Queen? This letter should be about Colonel Tom and whether he should receive a knighthood for the accomplishments in which he has achieved. This should include his current contributions to the NHS charities and the earlier achievements of his life.</p> <p><u>Think about:</u></p> <ul style="list-style-type: none">- stating why you are writing- making a point then providing evidence to support it- using formal language <p><u>Challenge:</u> <i>Fancy a challenge? Write a reply to your argument from the Queen explaining whether or not Colonel Tom will receive a knighthood.</i></p>
<p><u>Write a poem</u></p> <p>Can you write an acrostic poem about East Boldon or the area which you live in? (for example: South Shields)</p> <p>We'll share the poems once back at school so keep practising!</p>	<p><u>Setting Description</u></p> <p>Can you write a setting description about South Shields beach? Remember you need to include the five senses! This should also be written in present tense and in first person.</p> <p><u>Challenge</u> <i>Can you think about a different beach that you have been to and compare this to South Shields?</i></p>

Spellings

Revise the prefixes inter meaning between or among and adding the prefix anti meaning against

Week 1

Adding the Prefix inter-
(Meaning 'between' or 'among')

interact	internet
interfere	intergalactic
intercity	interrupt
international	intervene
intermediate	interlude

twinkl.co.uk

Week 2

Adding the Prefix Anti-
(Meaning 'Against')

antiseptic	antivenom
anticlockwise	anti-ageing
antisocial	antifreeze
antidote	antiperspirant
antibiotic	antigravity







twinkl.co.uk

Spelling games

- Make a board game of your own to help others to learn their spellings
- Design a poster
- Make a wordsearch
- Create a quiz
- Practise using the grid below









Spelling Roll-A-Word

Start with the first word in your spelling list. Roll a die and complete the activity for the number you roll. Continue with the rest of your list.

	Write your word in a sentence.
	Draw a picture of your word.
	Write a synonym of your word.
	Write an antonym of your word.
	Write the definition for your word.
	Write your word three times.



SPELLING MENU

<p>1. ABC Order</p>  <p>Write all of your spelling words in alphabetical (ABC) order.</p>	<p>2. Word Parts</p> <p>Write your words. Then use a coloured pencil to divide the words into syllables. e.g. jumping caterpillar</p>	<p>3. Other Handed</p> <p>Write each word 5 times, switching the hand you write it with each time. Say the word as you spell it.</p>	<p>4. Vowel Spotlight</p> <p>Write your words using one colour for the vowels and another colour for the consonants. (vowels: a, e, i, o, u)</p>
<p>5. Use Technology</p> <p>Type out your spelling words on the computer. Try to use at least 4 different fonts.</p> 	<p>6. Pyramid Words</p> <p>s sp spe spel spell spelli spelling spelling (or make them boat shaped, star, smiley face, etc.)</p>	<p>7. "Ransom" Words</p> <p>"Write" your words by cutting letters out of a newspaper or magazine and gluing the letters on a piece of paper to spell your words.</p> 	<p>8. Rainbow Words</p> <p>Write your spelling words with coloured pencils. Make each letter a different colour.</p> 
<p>9. Scrambled Words</p> <p>Write your words. Then write them again with the letters mixed up. Can you unscramble them again the next day? e.g. watch - cwhta</p>	<p>10. Silly Sentences</p> <p>Write 3 or more sentences that use all your spelling words.</p> 	<p>11. Prefixes and Suffixes</p> <p>Underline the prefixes and suffixes in the words you are learning. Make sure you know what they mean. e.g. <u>im</u>portant happi<u>ness</u></p>	<p>12. Word Search</p> <p>Create your own word search with your spellings. Show the answers to your puzzle in a different colour.</p> 
<p>13. Flashcards</p> <p>Make and practice with flashcards. Put the word on one side and definition (meaning) on the other.</p> 	<p>14. Picture & a Story</p> <p>Draw a picture defining each word. Write a sentence about your picture using the word.</p>	<p>15. Words without Vowels</p> <p>Write all of your words replacing vowels with a line. Go back and see if you can fill in the vowels. e.g. q--st--n = question</p>	<p>16. Train Words</p> <p>Write the entire list end-to-end as one long word. Write each new word in a different colour. e.g. trainbackstop</p>
<p>17. Write a Story, Poem or Song with Words</p> <p>Write a story using all your spelling words. Underline the words you used.</p>	<p>18. Bubble Letters</p> <p>Write your spelling words out in bubble writing.</p> 	<p>19. Words Within Words</p> <p>Write each spelling word and then write at least 2 words made from that word. e.g. catch - cat, hat</p>	<p>20. Picture words</p> <p>Draw a picture and hide your spelling words in the picture.</p>