





















Bosworth Academy Super Curriculum



History

 Collaboration	 Citizenship
 Communication	 Critical Thinking
 Creativity	 Character


KS4 HISTORY SUPER CURRICULUM
YEAR 9: People's Health

		
<p>Watch the documentary on the Black Death - https://www.youtube.com/watch?v=HYNB4sAxemk Analyse what limited scientific knowledge was gathered about the plague at the time and how that informed people's behaviour.</p>	<p>Make a timeline of key medical, technological and scientific discoveries that helped improve healthcare.</p>	<p>Research and plan a trip to a National Trust / English Heritage site related to one of the time periods studied. What does the location / building tell you about living conditions at the time?</p>
		
<p>In a pair create an A-Z of public health - you must include entries from all time periods!</p>	<p>Create a set of Top Trumps of key figures in British public health. Think about the effectiveness of their leadership, ideas and public health message.</p>	
		
		
		


Reading and watching suggestions to develop your learning of this topic



Watch Ballet 422



Read Fifty Contemporary Choreographers by Matha Bremser & Lorna Sanders



Watch Dancing Across Borders



Read this [Article](#) on Horton Technique



Watch Ballet Boys



Read these [articles](#) on Merce Cunningham



Watch Richard Alston in conversation with Siobhan Davies















Read this [Article](#) on Humphrey-Weidman Technique






Watch [Ballet Boyz - Young Men](#)


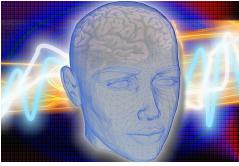




KS4 DANCE SUPER CURRICULUM

YEAR 9: Choreography

 <p>Read this Article by Ballet Boyz about Equity, Equality and Social Injustice. How can this be addressed in dance - what can you do to address this in your choreographies?</p>	 <p>Research into the Frantic Method - created by Frantic Assembly. How could you use this to help you create more unique movement in your choreographies?</p>	 <p>Watch these trailers of 'Billy Elliot', Swan Lake and Ballet Boyz What do these male dancers show you about ballet?</p>
 <p>Watch some works produced by DV8 - how can their physical theatre approach be incorporated into your choreographies?</p>	 <p>Watch this TED talk and then have a go at creating movement based upon the processes explained in the video.</p>	 <p>Watch the video by Ballet Boyz - Fourteen Days that talks about the methods artists employ to create work. What are these methods and how do they use them?</p>
 <p>Film your choreography so far - watch it back and identify how you have used choreographic devices and processes to show your choreographic intent and improve your choreography.</p>	 <p>Create your own TED talk about what makes an effective piece of choreography. What must you include and give examples of how you could do this. What are the choreographic processes you go through in order to create a piece of choreography?</p>	 <p>.Have a go at these different choreography games and create a piece of movement based upon your experience trying these games.</p>
 <p>Create a video explaining how you have used Actions, Space, Dynamics and Relationships in your choreography to show your choreographic intent. Give which ASDR you have</p>	 <p>Research into the origins of Contemporary dance - how has Contemporary dance evolved and developed, what impact does it have on Dance in general and how can this</p>	 <p>Work your way through the creative tasks and games on Ballet Boyz Moovbank. Reflect upon how they can be used to create movement in dance.</p>

<p>used, how you have used it and why using it has helped to show your choreographic intent.</p>	<p>have an impact on your choreography?</p>	
<p style="text-align: center;"></p> <p>What are the different choreographic approaches a Choreographer might choose to use when creating choreography? What are the advantages and disadvantages of each?</p>	<p style="text-align: center;"></p> <p>Research into Chance Dance - what is Chance Dance, how have choreographers used it to create choreography, what benefits does using Chance Dance have and what disadvantages does Chance Dance have?</p>	<p style="text-align: center;"></p> <p>Visit and take part in a class run by a professional dance company such as Phoenix Dance Theatre. Reflect upon your experience by thinking about how this has developed your movement vocabulary further.</p>

Reading and watching suggestions to develop your learning of this topic

<p style="text-align: center;"></p> <p>Watch First Position</p>	<p style="text-align: center;"></p> <p>Read this article on What Makes a Dance? The Brain as a Choreographer, Dancer & Spectator</p>	<p style="text-align: center;"></p> <p>Watch Pina</p>
<p style="text-align: center;"></p> <p>Read the article Dance: How should the craft of Choreography be learned?</p>	<p style="text-align: center;"></p> <p>Watch Relentless Creature</p>	<p style="text-align: center;"></p> <p>Watch this TED talk on the processes of a choreographer.</p>



Watch Revelations by Alvin Ailey












Read the latest edition of Dancing Times









Watch Rosas Danst Rosas by Anne Teresa De Keersmaeker







KS4 DANCE SUPER CURRICULUM

YEAR 9: Professional Works - A Linha Curva, Emancipation of Expressionism & Artificial Things

 <p>Watch this interview with E of E Choreographer Kenrick H2O Sandy. What does the interview tell you about the work that you did not already know? Summarise the main points he makes.</p>	 <p>Create your own TED talk on the importance of inclusion within dance. This could include and not be limited to race, cultures, styles, abled and disabled dancers. How has this developed in Dance over time?</p>	 <p>Watch this TED talk on how Dance can be helped to deal with stress. What are the main points being discussed here, do you agree with them and could you add to this further? Why do you think Dance is able to be a stress reliever for so many?</p>
 <p>Create a mood board of the three different works - look at the costumes, set design, props, aural setting and choreographic content of the works. Compare them and make links between them - what similarities and differences do they have?</p>	 <p>Work with a partner to create a short movement phrase that has all of the different street dance styles used within Emancipation of Expressionism in it. Reflect upon why E of E may have so many street dance styles used within it.</p>	 <p>Research the Dance Companies Candoco and Stop Gap. Look into how the dancers integrate abled and disabled dancers, why is this good for inclusion within Dance? What barriers may they have to overcome and why is this an important message to send out to young dancers?</p>
 <p>Research into the dance styles used in A Linha Curva; Samba, Capoeira and Rhythmic Pulses. Where do these originate from? How and why does the work fuse these styles with Contemporary Dance? How could you fuse styles together in your practical work?</p>	 <p>All of the dance companies involve Male dancers within them. Look at how male dancers are portrayed in today's society. Have we broken down any male dance stereotypes that used to take place - do we need to do more? If so, how could we do this?</p>	 <p>Read this transcript of an interview with ALC senior rehearsal director Mikaela Polley. What does the interview tell you about the work that you did not already know? Summarise the main points she makes.</p>


 <p>How is Dance used and viewed in Brazil? What are the similarities and differences between our views and use of Dance in Society?</p>	 <p>Emancipation of Expressionism focuses upon the ability to be able to express yourself. What barriers do you think may stop a dancer being able to do this freely in today's society? Does this vary depending on where you are in the world - why/why not?</p>	 <p>Look into and research Alvin Ailey - what barriers did he face when starting out as a dancer and choreographer? How has he been a pioneer for African American dancers? What impact has he had on the Dance world?</p>
 <p>Watch this interview with AT Choreographer Lucy Bennett. What does the interview tell you about the work that you did not already know? Summarise the main points she makes.</p>	 <p>Research into the origins of Rambert Dance Company - what other works have they produced? Could you watch and work out the choreographic intent of at least one of their other works?</p>	 <p>Plan a visit to Rambert Dance Company to take part in a class - or do this virtually through their Rambert Home Studio.</p>

Reading and watching suggestions to develop your learning of this topic

 <p>Watch Rambert: The Creation on BBC Iplayer</p>	 <p>Read interview with Boy Blue Entertainment</p>	 <p>Watch Dancer.</p>
 <p>Read article from Disability Arts Online about Stop Gap's work - The Enormous Room</p>	 <p>Read the latest edition of the Stage Newspaper.</p>	 <p>Watch The Red Shoes</p>



Watch [behind the scenes](#) videos for [Artificial Things](#)



Read [Rambert Dance Company: An Illustrated History Through its Choreographers](#)



Watch [Project Rebel](#) by [Boy Blue Entertainment](#)