

# PUPIL



# ASSEMBLIES

# SAFEGUARDING

# JUNE 2024

*'Live, Love, Learn'*

*"I will instruct you and teach you in the way you should go;  
I will counsel you with my loving eye on you."*

*Psalm 32:8*





SCHOOL IS  
A SAFE PLACE



*'Live, Love, Learn'*

*"I will instruct you and teach you in the way you should go;  
I will counsel you with my loving eye on you."*

*Psalm 32:8*





# Community safety

What does it  
mean to you?

*'Live, Love, Learn'*

*"I will instruct you and teach you in the way you should go;  
I will counsel you with my loving eye on you."*

*Psalm 32:8*





## Some examples of anti-social behaviour:



# Everyone has the right to live in peace.



## What can you do to ensure our community is respected?



*'Live, Love, Learn'*

*"I will instruct you and teach you in the way you should go;  
I will counsel you with my loving eye on you."*

*Psalm 32:8*



# Transport safety



How can you stay  
safe when using a  
bike or scooter?

*'Live, Love, Learn'*

*"I will instruct you and teach you in the way you should go;  
I will counsel you with my loving eye on you."*

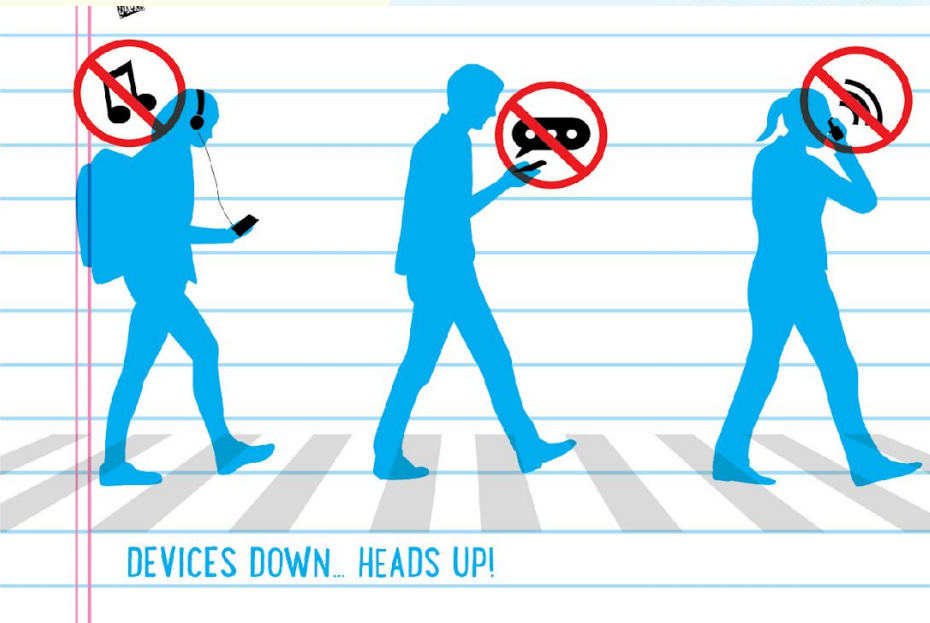
*Psalm 32:8*



# STOP. LOOK. LISTEN.

Stop, Look & Listen,  
before you cross the road.

Use your eyes, Use your ears,  
before you use your feet.



## Bicycle Safety

Make sure you and your bike are equipped to keep you safe during your ride.





You **MUST** stop at the crossing and walk bikes and scooters across. Look both ways inside the school and towards the road before crossing. This is a safety requirement.

*'Live, Love, Learn'*

*"I will instruct you and teach you in the way you should go;  
I will counsel you with my loving eye on you."*

*Psalm 32:8*







# Water safety

## What does it mean to you?





Fight your instinct to thrash around.  
Lean back, extend your arms and legs.  
If you need to, gently move them around to help you float.  
Float until you can control your breathing.  
Only then, call for help, swim to safety or continue floating until help arrives.

Always keep alert around water!  
Stay together!



**Stop and think** – spot the dangers



**Stay together**



In an emergency:  
**Float**



Call  
**999 or 112**

# EMERGENCY RESCUE POLE



Risk of Cold Water Shock



# EMERGENCY THROWBAG

## INSTRUCTIONS FOR USE:

1. Open combination lock
2. Open door
3. Pull out bag
4. Withdraw pole upwards
5. Open top of pole extend each section out and lock clamp
6. Avoid leaning over the water and place pole onto water and push to person.



Keep out  
of the  
water

## INSTRUCTIONS FOR USE:

1. Open combination lock
2. Open door
3. Pull out line from bag
4. Grab open end of bag with throwing hand
5. Grasp rope loop in other hand
6. Throw bag and contents at person keeping firm hold of rope.

For  
Lock Code:  
DIAL 999  
Ask for Fire  
Service and  
Quote Location:

**BE01**





DO NOT INTERFERE WITH LIFE  
EQUIPMENT A LIFE MAY DEPEND ON IT

Call local Council on 01234 267422 to report missing equipment



What tips do you have  
for each other?







# Summer safety

What does it  
mean to you?



# Sun safety for summer





Supporting  
young people



Who can  
support you  
during the  
summer  
holidays?







F.R.I.E.N.D.S

