







What should I already know?

- How to write rhythms using stave notation
- How to read simple rhythms using stave notation
- How to play a variety of untuned percussion instruments
- How to work well as a group member

What will I know by the end of the unit?

- Why rests are used in music
- The importance of silence in music
- How to 'internalise' rhythms
- How to read and write a variety of rests
- How to play an individual rhythmic part that has rests in

Vocabulary

Rest	a place or places in the music when music is not played	
internalise	thinking of rhythms in your head - not out loud	
stave	the 5 musical lines you can write music on	
time signature	the numbers at the beginning of the music that tell you how many beats in a bar	
4 4	4 'crotchets worth' in a bar (4 beats)	
6 8	6 'quavers worth' in a bar (6 half beats)	
quaver rest	1/2 beat rest	
crotchet rest	1 beat rest	
minim rest	2 beat rest	
semibreve rest	4 beat rest - can also be used for a whole bar rest, no matter what the time signature	



Topic Information

Can you clap these rhythms?



Fill in the missing rests:



*

*

*



*

*

*

*

Can you write a rhythm 4 bars long, with 2 beats in a bar, making use of notes and rests?

2
4

Can you write a rhythm 4 bars long with 4 beats in a bar, making use of notes and rests?

4
4