



**Topic: Stave Notation and
Keyboard Skills 2**

Year: 6

NC Strand:





What should I already know?

- How to read and write notes on the stave (spaces: FACE, lines EGBDF)
- Correct hand position for playing a keyboard instrument
- How to use the main functions of the keyboard (tone/voice, volume)
- To practise playing in time to a background rhythm

What will I know by the end of the unit?

- To further develop reading stave notation
- To use functions on the keyboard with confidence (rhythm, fill in, single finger chords)
- To develop correct hand position to use with more complex melodies
- To play in time with a background rhythm with accuracy

Vocabulary

stave	the set of 5 lines that musical notation is written on to show changes in pitch
tempo	the pace or speed of the music
voice	the different sounds on the keyboard
chord	the 1st, 3rd and 5th note of a scale, played at the same time
treble clef	
dotted minim	three beat note 
semibreve	four beat note 
repeat mark	 Symbols at the start and end of the section which is to be repeated



Topic: Stave Notation and Keyboard Skills 2

Year: 6


NC Strand:

coda

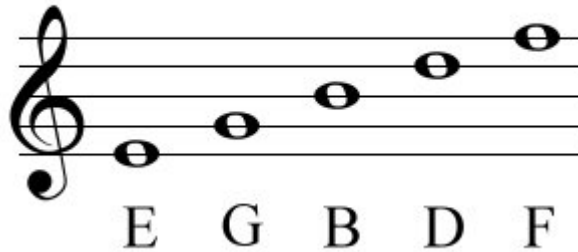
a separate ending of a piece of music

Diagram

Space Notes



Line Notes



Every Green Bus Drives Fast

Key Information

Musical notes are given letter names which should be written as capitals, as it is the name of the note. Musical notes are A, B, C, D, E, F and G. This sequence then repeats.

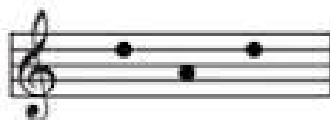
The note in the middle of the piano is called Middle C.

C major has no sharps and flats (black notes), so it is the easiest to play.

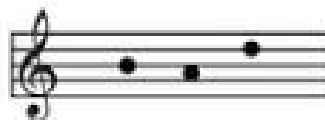
G major has one sharp (black note - F#).

Investigate/Homework tasks


Can you work out the words from the notes?



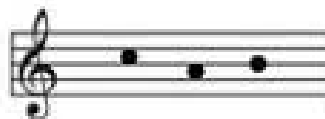
1. _ _ _



2. _ _ _



3. _ _ _



4. _ _ _



Topic: Stave Notation and
Keyboard Skills 2

Year: 6

NC Strand:

Now write some of your own musical words. Try to write in crotchets and write a time signature for each 2 3 4 etc

4 4 4



Can you spot these well known tunes?





**Topic: Stave Notation and
Keyboard Skills 2**

Year: 6

NC Strand: