




What should I already know?




- How to copy simple rhythms
- How to work as part of a team
- Musical notes have different values
- Recognise some notes (crotchet, minim, quaver)



What will I know by the end of the unit?

- The values of crotchets, minims and quavers
- How to clap and play rhythms using crotchets, quavers and minims
- How to sight-read simple rhythms accurately
- How to write a rhythm in musical notation
- How to compose and write a rhythmic piece of music
- How to play a variety of percussion instruments with control
- How to internalise rhythms

Vocabulary

rhythm	a pattern of notes - often unpitched (without a melody)
time signature	the numbers at the start of the music that tell us how many beats in a bar and what kind of beats they are
crotchet	
minim	
quaver	
bar line	a vertical line that marks the end of a bar or section of music
double bar line	2 vertical bar lines that mark the end of a piece of music
internalise	to be able to think through rhythms in your head
beat	the basic pulse of the music



Investigate

Can you clap these rhythms?



Can you write some more 4 bar phrases with 2 beats in a bar?

(If you play an instrument and know some more complicated notes or even rests, then why not use them?)



Topic: Rhythm

Year: 5

--