



Topic: Self Image

Year: 7

NC Strand: media exploration, analyse, evaluate, historical, techniques and observations.

What should I already know?

- Reflection on feelings and emotions in pieces of work (YR 6) Colours and emotions, how music can affect how we feel.
- In year 6 students would have looked at colour theory, this includes Primary, secondary and complementary colours.
- Drawing skills, layout and presentation.

What will I know by the end of the unit?

- Reflection on what Self Image is.
- How we can reflect our self image through artwork
- That a calligram is a word that has been designed to look like its meaning.
- How to portray your identity in a piece of work.

Vocabulary

Self Image	the idea one has of one's abilities, appearance, and personality.
Identity	the fact of being who or what a person or thing is.
Calligrams	a word or piece of text in which the design and layout of the letters creates a visual image related to the meaning of the words themselves.
Reflection	thought or consideration.





Topic: Self Image

Year: 7

NC Strand: media exploration, analyse, evaluate, historical, techniques and observations.

Examples of a Self Image portrait and calligrams.



Key Information

- Self Image is the idea one has of one's abilities, appearance, and personality.
- A **calligram** is a text visually arranged in a way that it forms an image associated with the text's contents. It can be a poem a phrase, or a single word; the visual arrangement can rely on certain use of the typeface, calligraphy or handwriting, for instance along non-parallel and curved text lines, or in shaped paragraphs.

Investigate/Homework tasks


Optional H/W

Collect some images and logos of things that represent you.

This can be computer or magazine cut outs.

You can share with me on GD if you don't have a printer.

Example of page of interests.



Key skills/Timeline/Topic Questions

Note: KS3 have double lessons; 1 lesson = 2 hours.

Lesson 1 - What does Self Image mean? What is our own self image? Words to describe ourselves. Introduction to Calligrams, how we can take our words and turn them into a calligram.

Lesson 2 - Creating a silhouette of heads, planning out design showing our self image.

Lesson 3 - Adapting and refining our design adding colour and filling up our composition.



Topic: Self Image

Year: 7

NC Strand: media exploration, analyse, evaluate, historical, techniques and observations.