



Dunn Street Primary School

Parent's Meeting

2022

What is Read Write Inc Phonics?

- A rapid *Learn to read* programme

so children can...

- *Read to learn* for the rest of their lives

Why do we teach Reading?

- Reading opens the door to all learning.
- A child who reads a lot will become a good reader.
- A good reader will be able to read challenging material.
- A child who reads challenging material is a child who will learn.
- The more a child learns, the more a child wants to find out.

Who is it for?

- 4 year olds plus
- Older children who need to 'catch-up'
- Children new to English

Why does it work?

- The systematic and lively programme is organised by an in school manager.
- All staff (teachers and TA's) have received training.
- The children read and write for 50 minutes a day.
- They are placed in groups according to their reading level.
- Children do not struggle because the work is too difficult or get bored because the work is too easy.

How does it work?

The children:

- will learn to read and write 44 sounds and corresponding letters/letter groups using simple pictures
- learn to read words with a partner using sound blending
- read lively stories with a partner featuring words they have learned to sound out
- show their comprehension and compose stories based on picture strips

Consonants: stretchy

f	l	m	n	r	s	v	z	sh	th	ng
										nk

Consonants: bouncy

b	c	d	g	h	j	p	qu	t	w	x	y	ch
	k											

Vowels: bouncy

Vowels: stretchy

a	e	i	o	u	ay	ee	igh	ow
---	---	---	---	---	----	----	-----	----

oo	oo	ar	or	air	ir	ou	oy
----	----	----	----	-----	----	----	----

Set 1 sounds

Set 2 sounds

If English had a simple code spelling
and reading would be much easier!!

play mayk trayn cafay strayt wayt brayk

green dreem kee hee happee

light kight fligh Igh igh tigh

blow smowk flowt gow mowst

moon broot bloo groo

f	l	m	n	r	s	v	z	sh	th	ng nk
ff ph	ll le	mm mb	nn kn	rr wr	ss se c ce	ve	zz s	ti ci		

b	c k	d	g	h	j	p	qu	t	w	x	y	ch
bb	ck ch	dd	gg		g ge dge	pp		tt	wh			tch

a	e	i	o	u	ay	ee	igh	ow
	ea				a_e ai	y ea e	i_e ie i	o_e oa o

oo	oo	ar	or	air	ir	ou	oy	ire	ear	ure
u_e ue ew			oor ore aw au	are	ur er	ow	oi			

How can you help your child?

By...

- Saying the 44 English sounds in a pure way
- Knowing the letters and groups of letters (*graphemes*) used to read and write the sounds
- Understanding 'Fred' and how he helps with reading and spelling

Fred...



- Fred helps children learn to read

Fred can *only* talk in sounds...

(Fred can only say *c_a_t*, he can't say **cat**)

We call this *Fred Talk*

Fred...



- If children understand Fred they can *blend* orally

Blending is needed for reading

Fred...




- Fred helps children learn to spell as well!

Children convert words into sounds

They press the sounds they hear on to their fingers...

We call this *Fred Fingers*



Storybooks and Get Writing Books



So how can you help your child?

- By knowing the 44 pure sounds

Simple Speed Sounds

Consonant sounds - strictly													
f	l	m	n	r	s	v	z	sh	th	ng			
Consonant sounds - loosely													
b	c	d	g	h	j	p	qu	t	w	x	y	ch	
k													
Vowel sounds - strictly													
a	e	i	o	u	ay	ee	igh	ow					
Vowel sounds - strictly													
oo	oo	ar	or	air	ir	ou	oy						

- By knowing how to blend using Fred Talk for reading



m_a_t

- By knowing how to do Fred Fingers for spelling



And...

- Attendance is vital
- Practice the sounds
- Listen to your child read daily
- Read as many stories as possible

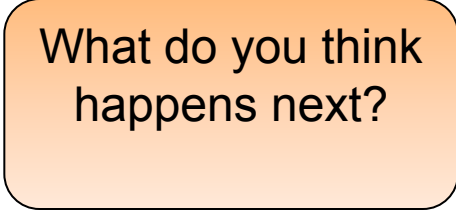
And...

- **By reading** to your child lots of lovely stories and asking lots of questions!

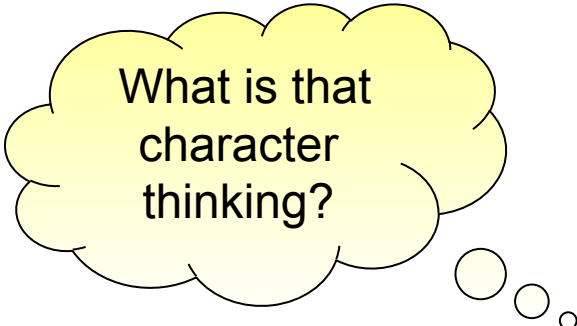
Use these prompts to help you:



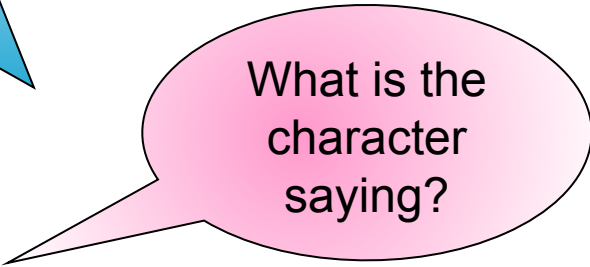
What is happening?



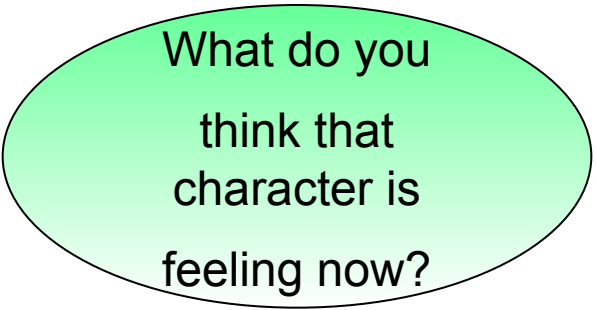
What do you think happens next?



What is that character thinking?



What is the character saying?



What do you think that character is feeling now?

And...

- By **talking** to your child as much as possible and 'feeding' them new and different words:

"Let's **eat** our lunch now."

"Let's **munch** our lunch now."

"Let's **scoff** our lunch now."

"Let's **devour** our lunch now!"

And...

- By having a look at the parents' pages on the web for tips and resources for supporting your child at home:

www.ruthmiskinliteracy.com

or

www.oup.com

(RWI resources are published by Oxford University Press)





Dunn Street Primary School's
RWI Phonics programme

Thank you...



Happy reading!