








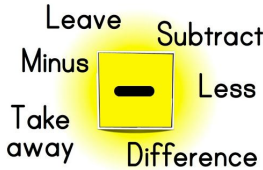


	<p>Hello Everyone, I hope you are all okay. We are going to be exploring 'Smeds and Smoos' with reception class this week. Please send your work on Class Dojo. Please see below all the activities that are labelled '<b>Nursery Tasks</b>'. I look forward to seeing all your home learning.</p> <p>Thanks Miss Bridges :)</p> <p>Hello Everyone,</p> <p>As you know we are looking at the fantastic work of Julia Donaldson. We started our term with the story of the Gruffalo, last week we explored The Detective Dog and this week we will be reading and exploring the story of Smed and the Smoos. Don't forget to send me your work on the Class Dojo or you can email me at <a href="mailto:mtrotter@dunnstreet.s-tyneside.sch.uk">mtrotter@dunnstreet.s-tyneside.sch.uk</a></p> <p>Thanks Mrs Trotter</p> <p>Week beginning: 08/02/21</p>
<p>Personal, Social and Emotional Development</p> 	<p><b>Nursery &amp; Reception Tasks</b></p> <ul style="list-style-type: none"> <li>• This week there will be lots of celebrations. First of all we will be celebrating Valentines and celebrating together by making cards and brownies. What was the last celebration you had? How did you celebrate? What are our traditions?</li> <li>• At the beginning of the week we will be reading the Smeds and the Smoos and talking about the reasons their grandparents wouldn't let them be friends. Is that right? Is it wrong? Who is your friend? Why?</li> <li>• At the end of the week we will be celebrating Chinese New year and looking at how different cultures celebrate.</li> </ul>
<p>Learning Objectives</p>	<p><b>PSED</b></p> <p><i>N- Demonstrates friendly behaviour, initiating conversations and forming good relationships with peers and familiar adults. 30-50M</i></p> <p><i>R - Takes steps to resolve conflicts with other children, e.g. finding a compromise...40-60M</i></p>
<p>Communication, Language and Literacy</p> 	<p><b>Nursery Tasks</b></p> <ul style="list-style-type: none"> <li>• Watch <a href="https://www.youtube.com/watch?v=1Um51ZjUu88">https://www.youtube.com/watch?v=1Um51ZjUu88</a> telling the story of the Smeds and the Smoos. Where does the story take place? Why aren't they allowed to be friends?</li> <li>• At the end of the story everybody was one big happy family. Who is in your family? Who do you love you? Who makes you happy?</li> <li>• Look out for the book Guess how much I love you. How much do you love your family? I love mine as high as the eiffel tower! Can you make up your own saying?</li> </ul>
<p>Communication, Language and Literacy</p>	<p><b>Reception Tasks</b></p> <ul style="list-style-type: none"> <li>• Watch <a href="https://www.youtube.com/watch?v=1Um51ZjUu88">https://www.youtube.com/watch?v=1Um51ZjUu88</a> telling the story of the Smeds and the Smoos. Where does the story take place? Why aren't they allowed to be friends?</li> </ul>

	<ul style="list-style-type: none"> <li>• Play the Gruffalo game with your grown up. Make sure you listen very carefully to the instructions and take turns. Who found the most pairs? How many times did you play the game? Can you tell another person in your house how to play the game?</li> <li>•</li> </ul>
<p>Learning Objectives</p>	<p><b>C&amp;L</b>  <i>N- Beginning to use more complex sentences to link thoughts 30-50M</i>  <i>R-Uses talk to connect ideas, explain what is happening and anticipate what might happen next, recall and relive past experiences.</i>  <i>Uses talk to organise, sequence and clarify thinking, ideas, feelings and events. 40-60M</i></p>
<p>Physical</p> 	<p><b>Nursery Tasks</b></p> <ul style="list-style-type: none"> <li>• Joe Wicks PE sessions x3 a week to keep us all activ.  <a href="https://www.youtube.com/channel/UCAxW1XT0iEJo0TYIRfn6rYQ">https://www.youtube.com/channel/UCAxW1XT0iEJo0TYIRfn6rYQ</a></li> <li>• Can you draw a picture of your family? Remember to hold your pencil correctly! Can you draw a picture of yourself. Think carefully about your face and features.</li> <li>• Keep squiggling at home. Remember you can use a scarf, tea towel or even a napkin. Those large motor skills are so important to develop writing skills. Keep an eye on Dojo for our attempts</li> </ul>
<p>Physical</p> 	<p><b>Reception Tasks</b></p> <ul style="list-style-type: none"> <li>• Joe Wicks PE sessions x3 a week to keep us all activ.</li> <li>• <a href="https://www.youtube.com/channel/UCAxW1XT0iEJo0TYIRfn6rYQ">https://www.youtube.com/channel/UCAxW1XT0iEJo0TYIRfn6rYQ</a></li> <li>• The children and adults love Cosmic Yoga and Yoga with Paula so we'd love you to join in too at <a href="https://www.youtube.com/user/CosmicKidsYoga">https://www.youtube.com/user/CosmicKidsYoga</a> You could send us a picture of you keeping fit.</li> <li>• In your home learning packs we have included a scissor activity and pencil activity for you to complete. It's really important that we develop these muscles. Don't forget you also have your playdough to keep attending the dough disco. <a href="https://youtu.be/KSBO8N4ctJg">https://youtu.be/KSBO8N4ctJg</a></li> <li>• Make sure you watch our handwriting videos to keep making us better writers.</li> </ul> 
<p>Learning Objectives</p>	<p><b>PD</b>  <i>N- Draws lines and circles using gross motor movements. 30-50M</i>  <i>R-Forms most letters correctly 40-60M</i>  <i>R- Experiments with different ways of moving. 40-60M</i></p>
<p>Literacy</p>	<p><b>Nursery Tasks</b></p> <ul style="list-style-type: none"> <li>• This week we are looking at memory and syllables.</li> </ul>

	<ul style="list-style-type: none"> <li>• Can you watch Miss Bridges read Brown Bear Brown Bear what can you see? Can you remember which animal was first?</li> <li>• Can you join in with Go Noodle and clap out the syllables? <a href="https://www.youtube.com/watch?v=psUPYR235O8">https://www.youtube.com/watch?v=psUPYR235O8</a></li> <li>• Play a game of I went to the park and saw a.... take turns to name animals and see how many you can remember.</li> <li>• Can you create a valentines card for someone you love?</li> </ul>
<p>Literacy</p> 	<p><b>Reception Tasks</b></p> <ul style="list-style-type: none"> <li>• Our daily phonics sessions will be focussing on consolidating those new special friends sh,th,ch,qu,ng and nk. We will be reviewing all set 1 sounds before we move onto Set 2.</li> <li>• We will be reading and writing words with these sounds in and underlining the special friends.</li> <li>• <b><u>Read a Ditty a day because it's the Dunn Street Way.</u></b></li> </ul> <p>Your writing tasks will be:</p> <ul style="list-style-type: none"> <li>• Monday- Writing sentences for Bill and Janet.</li> <li>• Tuesday- Reading sentences and matching them to Bill and Janet.</li> <li>• Wednesday- Making our own Aliens and making up funny names with the sounds we know.</li> <li>• Thursday- Making a valentines card and writing a message.</li> <li>• Friday- Writing a Chinese symbol.</li> </ul>
<p>Learning Objectives</p>	<p><b>L</b>  <i>N- •Shows awareness of rhyme and alliteration.. Listens to and joins in with stories and poems, one-to-one and also in small groups. 30-50M</i>  <i>R- Begins to read words and simple sentences. 40-60M</i>  <i>-Writes own name and other things such as labels,captions. 40-60m</i></p>
<p>Mathematics</p> 	<p><b>Nursery Tasks</b></p> <ul style="list-style-type: none"> <li>• This week we will be looking at numbers and representing them,</li> <li>• Start off the week by following the magic pencil <a href="https://www.slideshare.net/katharinedews/numbers-formati-on">https://www.slideshare.net/katharinedews/numbers-formati-on</a> . Can you draw the numerals 0-3?</li> <li>• Can you pretend you are going to the shops. What would you buy? Can you draw 3 oranges? Can you draw 1 banana? Can you count how many items you need?</li> <li>• Look out for my shaving foam ideas next week to help draw numbers..</li> <li>• Recap your shape knowledge from last week and play our awesome shape monster game. <a href="https://www.topmarks.co.uk/early-years/shape-monsters">https://www.topmarks.co.uk/early-years/shape-monsters</a></li> </ul>
<p>Mathematics</p>	<p><b>Reception Tasks</b></p>

	<ul style="list-style-type: none"> <li>• This week we will be focussing on the concept of subtraction. We will be looking at groups of objects and taking items away giving us a total. We will be recording our number sentences by using pictures, marks and then moving onto numerals.</li> <li>• We will be using our Numicon to take away amounts.</li> <li>• We will be using practical resources to consolidate our understanding of taking away.</li> <li>• We will use our number lines to count back from a given number.</li> <li>• Number Bond Song. We will continue to rehearse and memorise our number bonds... <a href="https://www.youtube.com/watch?v=ID9tjBUiXs0">https://www.youtube.com/watch?v=ID9tjBUiXs0</a></li> </ul>
<p>Learning Objectives</p>	<p><b>M</b></p> <p><i>N- •Beginning to represent numbers using fingers, marks on paper or pictures. Shows an interest in representing numbers. 30-50M.</i></p> <p><i>R- Finds one more or one less from a group of up to five objects, then ten objects. Beginning to use the vocabulary involved in addition and subtraction. 40-60M</i></p>
<p>Understanding the World</p> 	<p><b>Nursery &amp; Reception Tasks</b></p> <ul style="list-style-type: none"> <li>• This week we will be celebrating Chinese New Year. In your pack (reception) you will have a Chinese dragon to make and the story to read. What happens in the story? Who wins the race?</li> <li>• You will also find a fortune cookie in your pack. What did your note say?</li> <li>• We will be finding out how Chinese people celebrate their New Year. We will have a look at their foods, dragon dances and decorations that they make.</li> <li>• In your pack you will find your own lucky money wallet. Did you find anything inside?</li> <li>• We will be celebrating Safer Internet Day so watch out for Smartie the Penguin showing you how to stay safe online.</li> </ul>
<p>Learning Objectives</p>	<p><b>UW</b></p> <p><i>N-Knows some of the things that make them unique, and can talk about some of the similarities and differences in relation to friends or family. 30-50M</i></p> <p><i>R- Enjoys joining in with family customs and routines 40-60M</i></p>

<p>Expressive Arts and Design</p> 	<p>Nursery &amp; Reception Tasks.</p> <ul style="list-style-type: none"> <li>• Red is a very lucky colour in China. What is your favourite colour? In our story of the Smeds and the Smoos the colours mix and they make a new colour. Can you find out what happens when you mix two colours together?</li> <li>• Join in with our 'I can sing a rainbow' song. How many colours are there in the rainbow?</li> <li>• In your pack (reception) we have included a colour mixing chart for you to complete. watch the video and fill in your answers.</li> <li>• We will be looking at the famous artwork 'Starry Night' by Vincent Van Gogh.</li> <li>• This week you will be making a dragon and a money wallet to celebrate Chinese New Year.</li> <li>• This week we will also be making a Valentines card for someone that we love. Bill and Janet loved each other, who do you love most in the world?</li> </ul>
<p>Learning Objective</p>	<p><b>EAD</b>  <i>N- Explores colour and how colours can be changed. 30-50M</i>  <i>R- Explores what happens when they mix colours. 40-60M</i></p>

Useful websites to use everyday

<https://www.oxfordowl.co.uk/>

<https://www.bbc.co.uk/cbeebies/shows/numberblocks>

<https://www.thenational.academy/>

<https://www.bbc.co.uk/cbeebies>

<https://www.oliverjeffers.com/abookaday>

<https://www.ruthmiskin.com/en/find-out-more/parents/>

<https://whiterosemaths.com/>