



Dear Year 4 /5

Well, we have finally got there! It's hard to believe that this is the end of our year together, and that the summer holidays are nearly upon us.

I hope that you have enjoyed all of the home learning that has been set over the school closure. I know that it hasn't always been easy and I am really proud of you all for the work that you have completed. This is our last week of setting work, so I have given you some extra choice and some review work to sum up the year.

If you get bored over the summer and want something to do, you can always go back to any learning that you have not completed and give it a go!

Thank you for all your hard work over the last few months. Stay safe, stay smiling and have a lovely summer.

Mrs Giles-Brewster

### Daily Home learning expectations

- Spend 15 minutes per day reading for fun.
- Spend 15 – 30 minutes a day on Reading Plus or Lexia.
- Spend 15 minutes per day on TTRockstars (if you do not have access to these online you can practice your times tables on paper or whichever resources you have available)

### School Day Activities

#### English

This week, I would like you to write a story based on the picture below. You can follow on from the story starter or you can make up your story from the picture alone.



#### Questions to think about:

- How might the Smith family's lives be different to the lives of the people on the mainland?
- Would you rather live here or on the mainland?
- What do you think it means by 'nature's offerings'?
- What do you think the weather is like up here?

Do you think there are places like this in Britain?  
How long do you think this house has been standing here for?  
Why do the Smiths choose to live here do you think?

### **Starter:**

Many people from the mainland thought the Smiths were a strange family. Sure, life out here on the island was very different. For a start, they didn't get their groceries from a supermarket, or visit the local pizza restaurant on a Friday night for a treat!

The weather up here could often be quite dramatic, even frightening. They frequently felt like the world was against them, yet they somehow found a way to harness nature's offerings.




It may be far from what most people would call 'civilisation', but it suited the Smiths just fine...

### **Reading**

Please continue to access Lexia and Reading Plus at least three times a week to make the most of these reading programmes.

Your reading task for this week is all about designing a new front cover for your favourite book. Choose one which you know well and can easily come up with some super ideas for. Remember to include the title of the book; the author; an illustration of the main character/s and possible sentence reviews from a well-known reviewer!

Here are a few ideas to help:



### **Spelling**

Using your spelling ideas sheet, found in your home learning packs, focus on learning these spellings this week.

Spelling rule: Homophones (2)

Green (HFW)	Blue (rule word)	Blue (statutory)	Red (challenge)
will	serial	guardian	piece
think	cereal	importantly	peace
upon	check	interestingly	draft
with	cheque	learning	draught
this	through		
us	threw		
without	stares		
those	stairs		

**Green words** – High Frequency words you need to know

**Blue words** – Spellings which follow our rule for the week

**Blue statutory word** – taken from the Year 3/4 National Curriculum's Statutory spellings

**Red** – Challenge spellings

## Maths

Our Whiterose Maths tasks can be found here:

<https://whiterosemaths.com/homelearning/year-4/>

<https://whiterosemaths.com/homelearning/year-5/>

Remember that BBC Bitesize Daily lessons are still available to access:

<https://www.bbc.co.uk/bitesize/dailylessons>

Please remember to log on to TTRockstars and have a go! I wonder who we will be battling against this week!

Also, our home learning packs are available to be collected from the office. There are lots of maths tasks to have a go within these packs. If you would like me to mark any work, please bring it in and I will get it sorted.

## Online

TTRockstars: <https://trockstars.com/>

Hit the Button: <https://www.topmarks.co.uk/maths-games/hit-the-button>

The Daily 10 Mental Maths Challenge: <https://www.topmarks.co.uk/maths-games/daily10>

Multiples Mash-Up: <https://www.bbc.co.uk/teach/supermovers/ks2-maths-multiples-mash-up-march-with-mr-p/zkdy2sg>

Connect 4 Factors: <https://www.transum.org/Software/Game/Connect4/>

## Computing



This week, I'd love for you to combine your art and computing skills by creating your own version of Andy Warhol's painting of Marilyn Monroe.

First, take a picture of yourself, a family member or a pet.  
Next, import the image into <https://pixlr.com/e/>  
Click on 'adjustment' and choose posterise.  
Change the level to 1.  
Click on the 'fill' tool (the paint pot) and change the colour.  
Click on the area that you want to fill.

Change the colour and fill another area.

When you are done, save the picture.

Challenge: can you create several versions and put them together like Andy Warhol's above?

## Art

Using the knowledge of pop art from last week, create a self-portrait (or portrait of a family member/pet) in the style of pop art.



If you did not have a chance to research Andy Warhol last week, here are a few starting points:

<https://www.tate.org.uk/kids/explore/who-is/who-andy-warhol>

<https://www.tate.org.uk/kids/make/paint-draw/make-pop-art-warhol>

## In the News this week....

Pink snow; frogs in your bananas and Stormzy doing some decorating and DIY! Just a handful of stories found on the Newsround website this week:

<https://www.bbc.co.uk/newsround/43245617>

## PSHE

This week, I would like you to write a letter which can be read by your class teacher for next year. Think about what you would like them to know about you; what your interests and hobbies are; what you consider to be your strengths and weaknesses to be.



Remember, when we write/type a letter like this we can reflect on the last year and we can be honest. If you have found lockdown difficult, be truthful about it. If you have enjoyed lockdown – let us know! A reflection on this year would not be complete without some mention of lockdown and how we have coped with it.

Once you have written or typed your letter, please send them across to me. If you are moving up into Miss Noble's class next year (details of which are being sent out this week) I will make sure that she is given your email so she can get to know you a little better for September.

## **Topic**

As this is the last week of this topic, I have come up with 3 activities that you can choose from. All three are linked to the topic in some way. You do not have to do all three. Choose the one that most takes your fancy.

### **Task 1**

Choose a coastline of your choice (perhaps somewhere you have been or have always wanted to visit).

Research why people like to go there and why they don't like to go there, what attractions can be found, what features (human/physical) and what the climate is like. Can you create a climate graph for it? Try and draw a map of what the area looks like. If it is a coastline in England, can you find it on Digimaps and see how it has changed over the years?

### **Task 2**

An important coastal ecosystem is coral reefs. We haven't had time to look at them, but can you find out about them? Where in the world are they found? Can you add them to a world map? What type of environment do coral reefs need to survive? How are they under threat and what is being done to save them? Choose a coral reef and research it in more detail. What interesting facts can you find that no one else knows.

### **Task 3**

Plastic is a real issue for sea creatures. It threatens their habitats and when they eat it (having mistaken it for food), it can make them very sick. Research the efforts being made to remove plastic from the oceans and what more can be done to stop it making its way into the sea in the first place.

### **All tasks**

Think of a creative way to share what you have learnt. It could be maps, posters, PowerPoint presentations, leaflets, a video or quiz. Get creative and share with us what you have learnt by emailing [ngiles@dunnstreet.s-tyneside.sch.uk](mailto:ngiles@dunnstreet.s-tyneside.sch.uk)

## Free Useful Links:

**Twinkl:** [www.twinkl.co.uk/offer](http://www.twinkl.co.uk/offer)

Twinkl, a website which provides free teaching resources, have provided new members of the site with a free trial for a month. Use the code UKTWINKLHELPS on the link above.

**TTRockstars:** <https://play.ttrockstars.com/>

**BBC DanceMat Touch Typing:**

<https://www.bbc.co.uk/bitesize/topics/zf2f9j6/articles/z3c6tfr>

**BBC Super Movers:** <https://www.bbc.co.uk/teach/supermovers>

**Times Tables Speed Tests:** <https://www.timestables.co.uk/speed-test/>

**Scratch:** <https://scratch.mit.edu/projects/editor/?tutorial=getStarted>

**BBC:** <https://www.bbc.co.uk/teach>

**Audible:** <https://stories.audible.com/start-listen>

**Go Noodle:** <https://www.gonoodle.com/>

**David Walliams** – daily audio stories: <https://www.worldofdavidwalliams.com/elevenses/>

## Family Based Activities:

### Some ideas for this week:

- Make a **mancala** counting game with an egg carton and play it. You could see who is the best by creating a family tournament and seeing who wins the most.  
<https://artscrackers.com/2013/04/05/egg-carton-mancala/>
- Make **ice cream in a bag** <https://www.bbcgoodfood.com/recipes/instant-vanilla-ice-cream>
- Play **the floor is lava**
- Make a **time capsule**! One day your kids can use it to tell their kids all about this craziness.