


St. Mary's Sixth Form

**Parent and Carer Information Session
2025-2026**


Preparing for Year 12 Mock Examinations






Outline Of the Session

Purpose and Aims
Examination Logistics
Revision and Preparation
Follow-Up





Examinations

The Year 12 Mock Examinations which take place between Monday June 22nd and Friday July 3rd, are an important part of Year 12.

Completing these mock examinations allow:


Students be aware of the standards and expectations of protocols in external examinations.

Students to review how to prepare for examinations effectively.

Students to consider their areas of strength and development in a subject.

Students an understanding of what the external examinations will be like in structure and content.

Teachers the opportunity to review areas of strength and developments for students to provide bespoke support moving forward.



Examinations

The Year 12 Mock Examinations which take place between Monday June 22nd and Friday July 3rd, are an important part of Year 12.

These mock examinations will **not**:


Directly form predicted grades for students for UCAS and employment applications.

Lead to course changes for the students.

Lead to the removal of students studying at St Mary's Sixth Form.

Follow the exact format of the summer examination timetable.

Examine students on concepts yet to be covered in lessons.




Examinations

The Year 12 Mock Examinations which take place between Monday June 22nd and Friday July 3rd, are an important part of Year 12.

Predicted grades for UCAS and / or apprenticeship applications will be formed with a holistic view of a student's academic achievement and potential for improvement over the next 12 months.

Predicted grades are 'realistically optimistic'.

Mock examination grades are not the predicted grades for applications but help form a clear picture of what predicted grades will be.



Examination Logistics

Before the Examination

Students should meet in the Sixth Form Café before each examination.

8:40 am for morning exams

1:10 pm for afternoon exams

Students do not need to register but should swipe in to school with their Sixth Form ID Card.

This is very important for our safeguarding procedures.

A member of staff will collect students.

Travel quietly through the school so not to disturb lessons.


Bags, mobile phones, wrist watches and smart watches placed in lockers.

These items are not allowed into the examination room.

No bits of paper in pockets or any writing on hands,

Go to the toilet before going to the examination room.

Whilst in school, students should be following the Sixth Form Dress Code.



Examination Logistics

Examination Equipment

For the mock examinations, the same JCQ procedures will be followed at all times.

All pencil cases must be transparent.

Water bottles must be transparent and no labels.

No bits of paper in pockets or any writing on hands.

Students should have a black pen, pencil and rubber for each examination.

Bring specialist equipment:

Calculator

Ruler


Compass

Highlighter (can only be in analysing the question, not in answers)

Correcting fluid is not allowed.

It is the student's responsibility to bring this equipment.





Examination Logistics

Examination Timetable


Students will be issued with a paper copy of the timetable on **Friday June 5th 2026**.

An electronic copy will be placed on Teams.

It is the student's responsibility to check this information.

The examination timetable has been created to spread out subject / similar subjects' examinations and minimise clashes for students.


If there is an examination clash, the students must make the Sixth Form Pastoral Team aware.



Examination Preparation

For the Year 12 Mock Examinations, students will be issued with an Information, Advice and Guidance Booklet on Friday 5th June 2026 during Personal Development.

It contains detailed information, advice and guidance from subject teachers for each subject.





Examination Preparation

For the Year 12 Mock Examinations, students will be issued with an Information, Advice and Guidance Booklet on Friday 5th June 2026 during Personal Development.

In their lessons subject teachers will take students through the guidance. It is essential that students refer to this information in planning out revision, and regularly during the revision period, to enable them to prepare effectively.

Subject: English Literature	
Title of the exams Paper 1: Elements of Tragedy – section B Paper 2: Elements of Crime - section B	Which content/ topics should I revise? <ul style="list-style-type: none">• King Lear - Paper 1• The Murder of Roger Ackroyd - Paper 2
Date of exams See timetable	
Length of exams Paper 1: 1 hour Paper 2: 1 hour	What should I use to revise? (Use this as a checklist to ensure you have all the revision materials)
Format of the exams Paper 1: This is a closed book exam. Section b) Traditional essay on King Lear (1 hour) Paper 2: This is an open book exam. Section b) Question on Ackroyd (1 hour)	<ul style="list-style-type: none">• Re-read each of the set texts.• Watch a version of King Lear to revise dramatic method.• Complete at least 1 traditional essay on King Lear as full answers or detailed mind-maps each week.• Learn key quotations from King Lear.• Identify key tragic elements and bullet point key ideas and text references that are relevant to the tragic element.• Complete the revision booklet on Christie's <i>The Murder of Roger Ackroyd</i>.• Revise all notes and annotations from Ackroyd.• Learn key quotations for Ackroyd.• Practise writing essays in timed conditions.• Read articles on set texts to aid in developing understanding of texts and to offer a range of different interpretations. E-magazine is an excellent resource and there are copies of the magazine in the school library.



Examination Preparation

For students to get the most out of the mock examinations, they should prepare thoroughly for the examinations.

Overview

Organise schedule according to timetable.

Prioritise subjects in chronological order.

Do not revise exam to exam.

Topic areas

Covering every base for each exam is not possible.


Prioritise what areas to revise based on previous feedback.

Categorise topic areas into different levels.

Prioritise amber topic areas first – this is where you can make the biggest difference.

Limited focus on green and red topic areas.





Students are overconfident on what they have learnt, revised and remembered.

Students struggle to manage time effectively.

Students struggle to use technology appropriately.


Students apply correct revision techniques badly.

What are the main hurdles students face when it comes to revising?

Students tend to cram near the time of their examinations.

Students can work out whether they have understood something correctly.

Students do not know how to revise.



Routine


Many students will benefit from a routine from week to week.

We would suggest that in addition to using their independent study periods to revise, students will want to spend **around two additional hours each day** to revise.

Below are two examples of what a student's evening routine may look like, depending on the individual student.

16:00	Revise subject 1
17:00	Revise subject 2
18:00	Break for dinner
19:00	Revise subject 3
20:00	Watch TV, relax
21:00	Watch TV, relax
22:00	Bed

16:00	Gym/sport
17:00	Gym/sport
18:00	Dinner
19:00	Revise subject 1
20:00	Revise subject 2
21:00	Watch TV, relax
22:00	Bed




Routine

Students may want a long-term plan for their revision which covers what topics they will review each week in each subject.

It is also beneficial to then have a weekly plan, so they know what they are doing in each revision session. Below is an example of this for History.

<u>Week</u>	<u>Topic</u>
6th March	Britain: 1906-1914
13th March	Britain: 1914-1922
20th March	Britain 1922-1929 and recap 06-14
27th March	Britain 1929-1939 and recap 14-22
3rd April	Britain 1939-1945 and recap 22-29
10th April	Britain 1945-1951 and recap 29-39
17th April	Britain 1951-1957 and recap 39-45
24th April	Review areas of weakness and recap 45-51
1st May	Review areas of weakness and recap 51-57

Week 6th March	<u>Revision</u>
History hour 1:	Mind map on 06-14
History hour 2:	Make revision cards on 06-14
History hour: 3	Plan 4 essays on 06-14




Work – Life Balance

It is important to maintain a good work-life balance to avoid burn out.

This may include putting aside one night a week for something other than work – such as a Friday.

Of course, sacrifices during revision will need to be made but students should still prioritise what helps them relax.

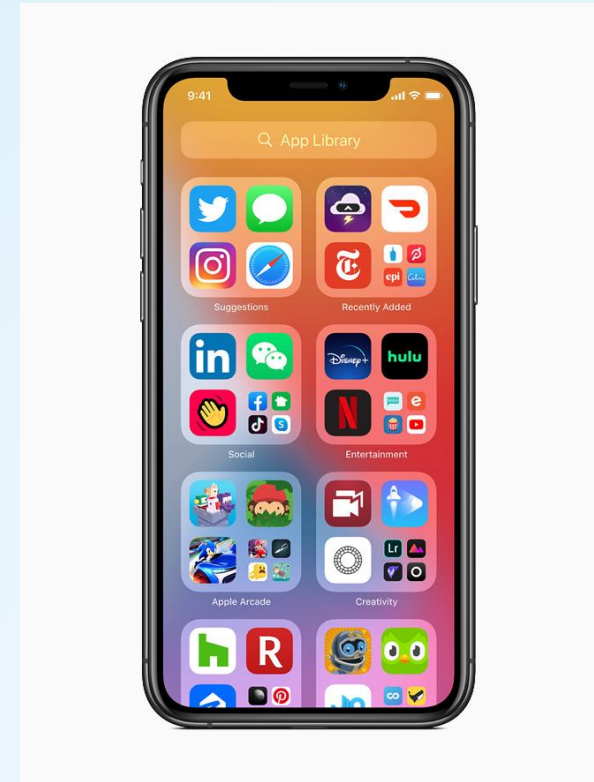





Challenges

I asked students what are the key challenges they face when revising and these were the common answers.

- 'I don't have any motivation'
- 'I end up just going on my phone'
- 'I find it difficult to work at home'





'I Don't Have Any Motivation'

Motivation is not required to revise.

Revision needs to become part of the daily routine.

However, it is important to build breaks into revision.

Pomodoro method is a common tool to do this.

THE **POMODORO** TECHNIQUE



1
Decide on the
Task That
You Need to
Do



2
Set the
Timer to 25
Minutes




3
Work on the
Task Until the
Timer Rings



4
Take a Short
5 Minute
Break



5
After 4
Cycles Take a
15-30 Minute
Break



'I End Up Just Going On My Phone'

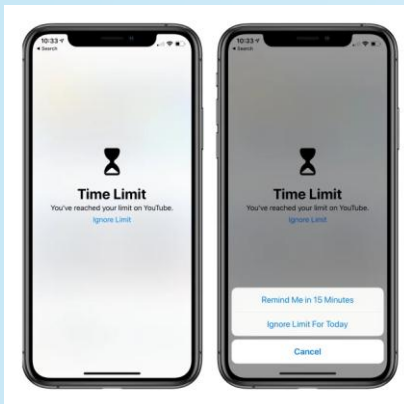
Forest app



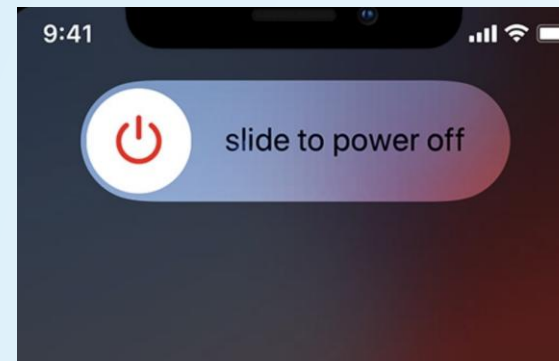
Remove the phone from study area




Screentime limits



Turn the phone off





'I Find It Difficult To Work at Home'

Our Sixth Form Area is open 8.00 am - 5.30 pm throughout the week.

Newcastle City Library is open 10 am to 4 pm on a Saturday and 10am to 5/7pm Monday-Friday.

Philip Robinson Library (Newcastle University) is open 24 hours a day. To access this library, you will need to complete a form from the Sixth Form Pastoral Team.





Examination Preparation

During Non-School Days Before the Exams

Overview

Use revision time effectively.

Do not leave revision until study leave starts.

Show the self-discipline to prepare independently.

Routine

Treat every day as a working day.

Try to work the same hours as you would during the school day.

Plan each day with revision activities each with goals and aims.

How much time?

2-3 hours in the morning

2-3 hours in the afternoon


1-2 hours in the evening

Ensure you have downtime before going to sleep.

Working late is counterproductive.

Finish no later than 9:30 pm.






Examination Preparation

During Non-School Days Before the Exams

Impossible cover everything.
Be realistic about what is achievable.
Make small gains: Focus on specific topics.
Small gains will boost confidence.
Exam schedule spread out.
No such thing as perfection.
Look forwards not backwards.
Stay positive and be kind to yourself.





Follow-Up

After Examinations

Have a break after you have completed examinations in school.

Try not to speak to other students and compare answers.


Move on from the examinations –students cannot affect the results of this exam after it has taken place.

Focus on upcoming examinations.

After the Mock Examinations reflect on your preparation for each subject.

How could this be improved in the future?





Examinations - Advice

Create a study schedule

Review notes


Practice with past papers

Get organised

Use mnemonic devices

Study with a group






Examinations - Advice

Take breaks
Stay healthy
**Identify your strengths
and weaknesses**
Start early





Follow-Up

The Year 12 Mock Examinations will be used as a tool for students to reflect on their performance in the assessments.


All mock examinations will be reviewed by subjects' teachers in the weeks following the mock examinations.

Students should identify areas of strength from the mock examinations.

Students should identify areas to improve upon from the mock examinations – this should include topics and examination technique.

Students should base revision and preparation for future examinations on the feedback from these examinations.

Subject teachers will use the examination performance to help inform future intervention and preparation for the summer examinations.



Support

The Year 12 Mock Examinations can be a stressful time for students.

Students can see any member of the Sixth Form Pastoral Team or their Form Tutor if they are worried or concerned.

Students can see their subject teachers if they require further help and support with work in individual subjects.

Students will have a talk on mental health and positive strategies from the school nurse before the mock examinations, along with a follow-up drop-in session.

Students have access to our Sixth Form Library which includes a well-being section.

Students have access to the Sixth Form Area from 8.00 am until 5.30 pm each school day to revise and prepare for examinations.

Whilst in school, students should be following the Sixth Form Dress Code.