


Student example



Add extra written research and visual responses to your chosen artists. The next slides will help you add detail into your research (Assessment Objective 1)

## Preparing for an artist research

1/ Come prepared your new artist to push your ideas on. You will need images of their work, titles, size, materials and some information about the artist's style and techniques.

2/ Try to find articles or interviews with the artists. This can help you understand the artist's intentions.

3/ Use the questions to help write about your artist in detail.

4/ Present photos/images to help you start your artist pages

You can find your own artist or you may want to use one from the list provided.

Instant reactions:

What is the title of the work and when was it made?

How does it make you feel?  
Consider emotions and thoughts.

Who is the piece of Art by?

What is it of?

Materials & techniques used?

**Artist Page Flow Chart**  
**Start Here....** Answer as many questions as possible

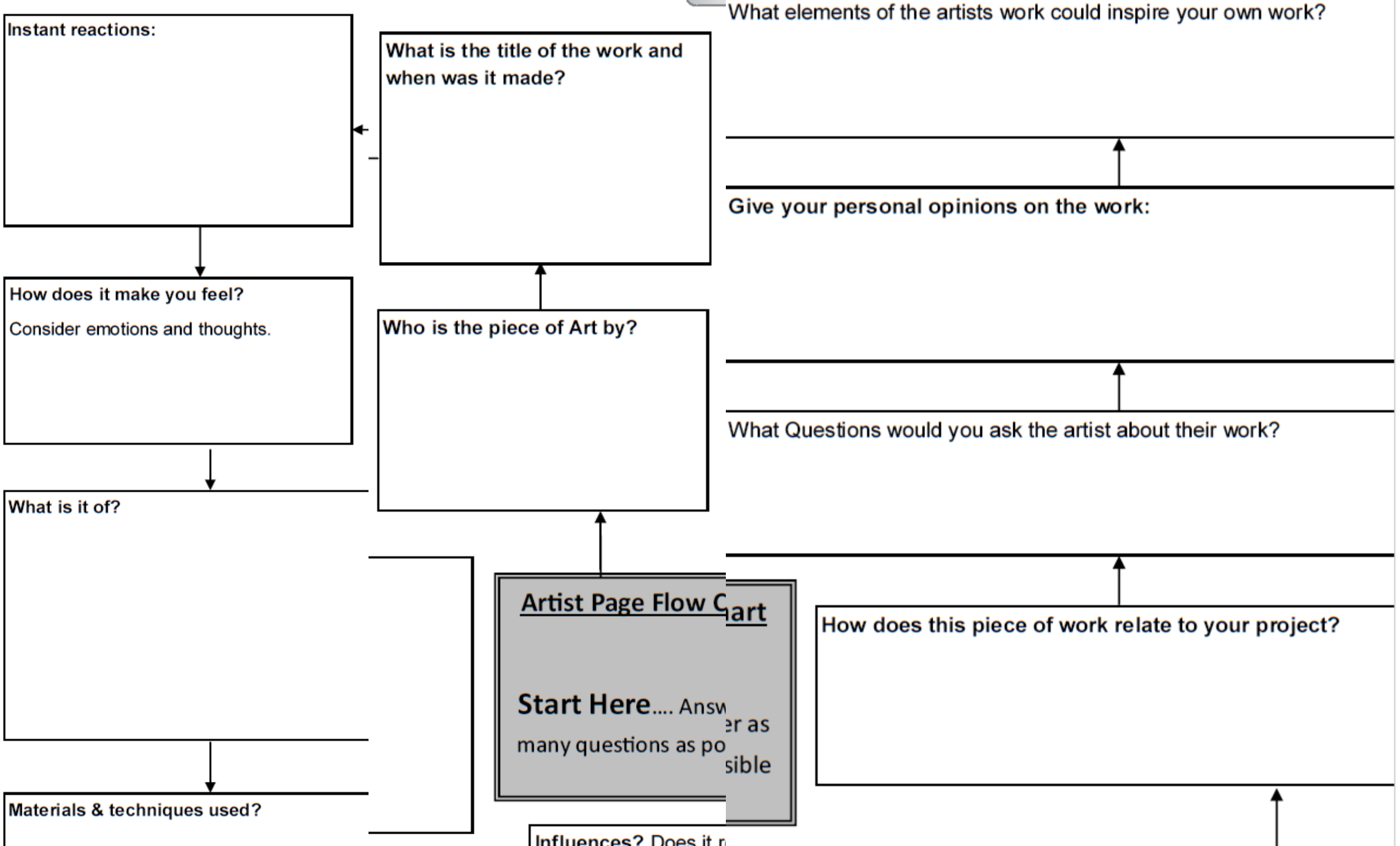
Influences? Does it r

What elements of the artists work could inspire your own work?

Give your personal opinions on the work:

What Questions would you ask the artist about their work?

How does this piece of work relate to your project?



# ARTIST QUESTIONS

Start by using your senses to note down what you feel. Use your imagination! 😊

1. Describe what do you see in the piece of art? Is there a clear style? Use the keywords to help.

2. What do you feel when looking at the artworks? (mood/atmosphere) Use the keywords to help.

3. Does the artist give any clues about the subject? (e.g. the character of the model; type of place)

4. How does the artist apply the materials? (e.g. colours, brush strokes, detail, line, loose, composition)

5. Why did you select this particular artist for your project? And how could you use their style or techniques in your own work?



What do you see?

Can you tell what it feels like? Use your imagination



Does this piece of art make a sound? What can you hear?



Does it remind you of something you've experienced before? (use your memory)

## LINE

Short; flowing; scribble; loose; sweeping; tight; broken; faint; heavy, confident; angular; continuous; cross hatched; diagonal; horizontal, vertical; spiral; energetic.

## Shape

Angular; body figure; form; frame; model; Organic/natural ; precise; accurate; rough; Sculpted; sharp; uniform ; distorted

## FORM & SPACE

Scale & size, Proportion; Perspective; Vanishing points; Angles; Viewpoint; Carved; cast; decorate; human form; woven; motif; natural; pointed/sharp; rounded; scattered; stacked; ordered; chaotic.

## PATTERN

Embellish; flowing; fluid; geometric; repeat; ornamental; overlap; simple; Symmetric; irregular; natural; stamp; Uniform & ordered; stencil; structured

## COMPOSITION

Background; Space; Mid-ground; foreground; extreme foreground; Near; blurred; complex; overlap; confused; eye-line; focus; frame; Perspective; proportion; layout; scale; Symmetry; lines

## Tone & Light

Shading; tonal blending; Shadow; light; highlight; tint; dark; bleach; bright; contrast; crisp; faded; graduated; harsh intense; smooth; gentle; haze; softened natural & artificial light; dramatic; soft.

## Colour

Blend; harmonious; Contrasting; intense mixed; opaque; matt; gloss; bright; surreal; pale; pastel; primary; pure; saturated; secondary; exaggerated; clash; soft; tint; translucent; transparent; vibrant; cold; warm; deep; dull; glowing; luminous; neon; earthy

## Texture

Coarse; cross hatched; dots/ pointillism; fine; flat; smooth; glaze; impasto; jagged matt; glossy; rough; crumple; shiny; splatter; thick; thin; wash; bubbled; worn; aged

## TYPE

Realistic  
Photorealism  
Abstract  
Distort  
Emotional  
Exaggerated  
Cartoon/ Caricature  
Fantasy  
Figurative  
Landscape  
Seascape  
Portrait  
Interior  
Architectural  
Still Life  
Impressionist  
Surreal  
Illusions  
Pop Art  
Fauvism  
Stylised  
Expressionists

Drawing  
Painting  
Printing making  
Collage  
Sculpting (3D)  
Carving  
Ceramic  
Digital  
Street Art  
Textiles  
Photography  
Installation  
Architecture  
Fashion  
Mixed Media  
Land Art (Using the landscape)  
Assemblages

# ARTIST RESEARCH HELP



Where to look for Artists?

COLOSSAL <http://www.thisiscolossal.com/>

Saatchi <https://www.saatchiart.com/catalog>

TATE <http://www.tate.org.uk/>

Artnet (doesn't work in school)

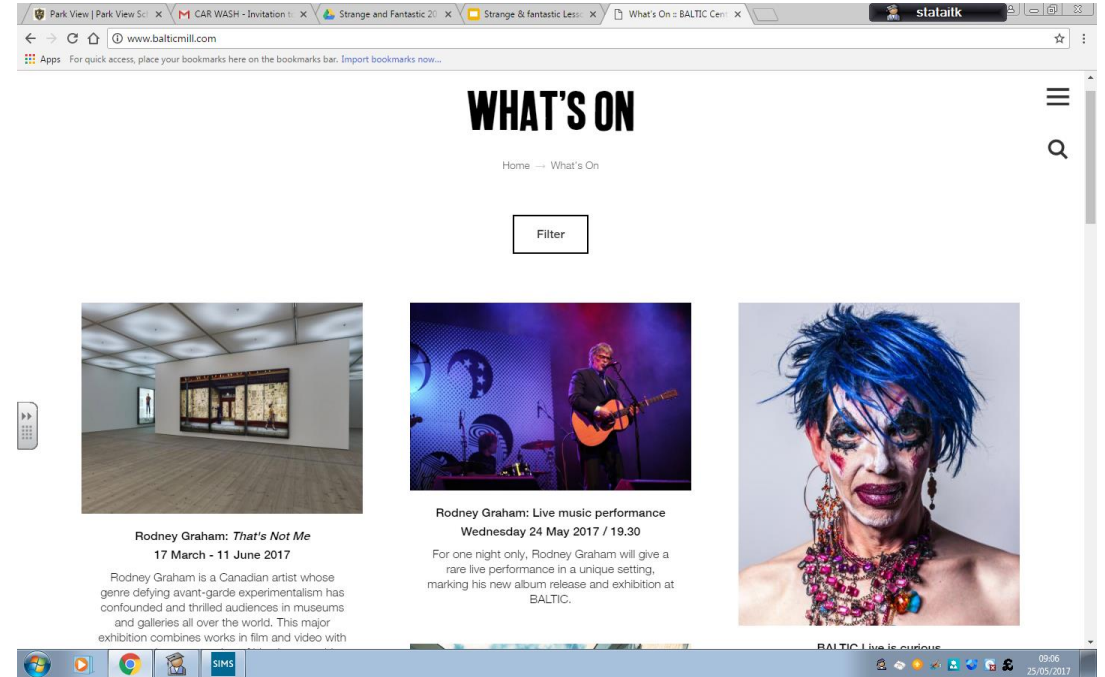
BALTIC PAST EXHIBITIONS /LIBRARY <http://www.balticmill.com/>

PINTEREST (MAKE SURE YOU HAVE A NAME) <https://uk.pinterest.com/>

ART2DAY <http://www.art2day.co.uk/>

JEALOUS CURATOR <http://www.thejealouscurator.com/blog/>

[Arty Teacher](#)



## Artists:

- Jenny Purrett
- Tania Kovats
- Lauren Saunders
- Andy Goldsworthy
- Daniel Shipp
- Evol
- Mitch Epstein
- Lori Nix
- Kirsty Whitlock
- Gail Siptak
- Minam Apang
- Bobby Doherty
- Claes Oldenburg
- Martin Parr
- Richard Wentworth
- William Eggleston
- NeSpoon
- Slinkachu

