

DOUBLE PAGE SPREAD OF DEVELOPMENT

What is development?

Development pages should help you move your ideas from research and artist research into a final piece (The conclusion)!

It is important to show all your decision making in the sketchbook. Development **can include:**

- ✓ Composition/layout ideas
- ✓ Piecing different ideas together
- ✓ Photographs
- ✓ Digital drawings
- ✓ Testing out colours and materials
- ✓ Using the artist to push our own ideas forward
- ✓ High quality drawings in a range of materials
- ✓ Extra research to push ideas more
- ✓ Annotations to explain and review ideas



GCSE example of development

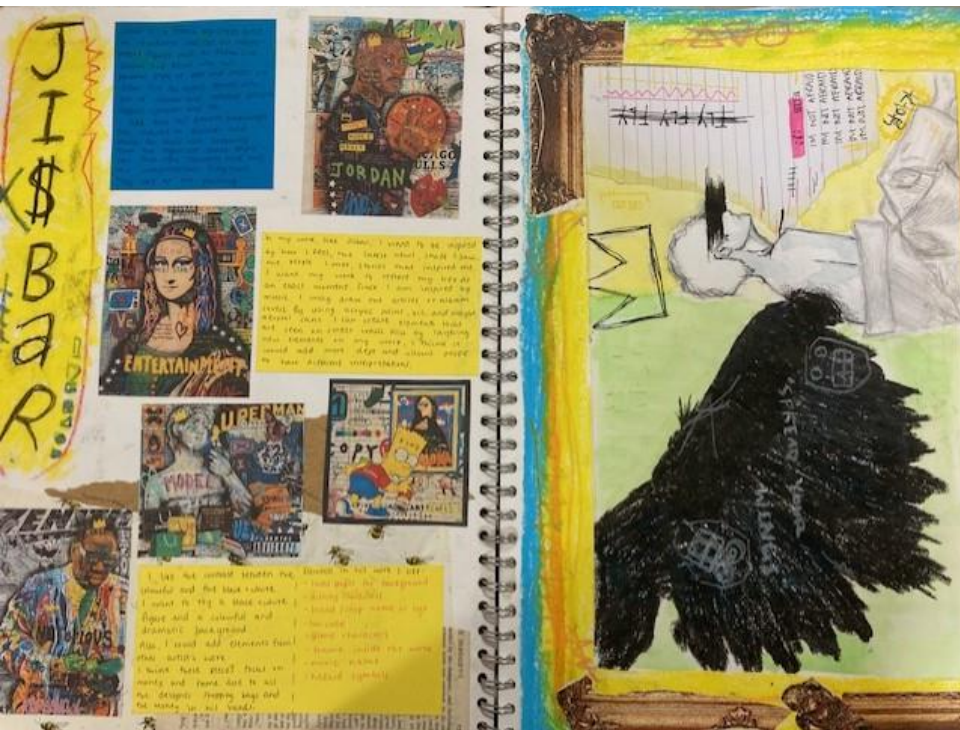


Artist Research

Students photoshoot linking to the artist

Experimental drawing from 1 one of the photographs





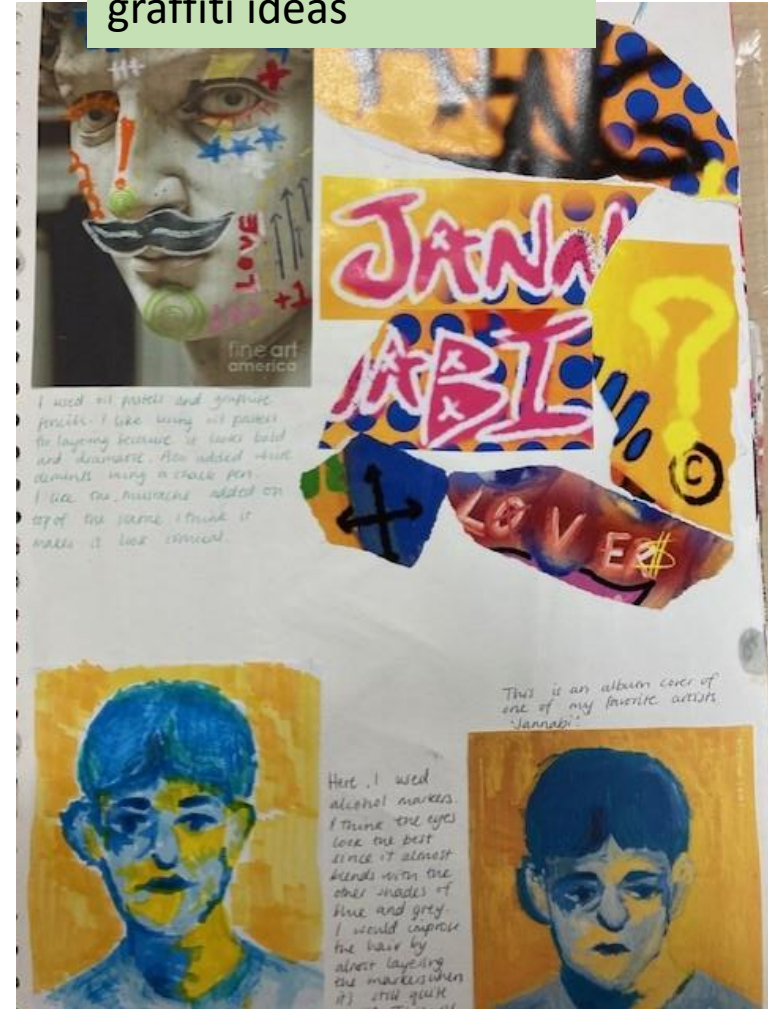
More research to gather more ideas with some drawings.



Drawings on to images to test out ideas and compositions



Digital drawings to test out fonts, colours and graffiti ideas



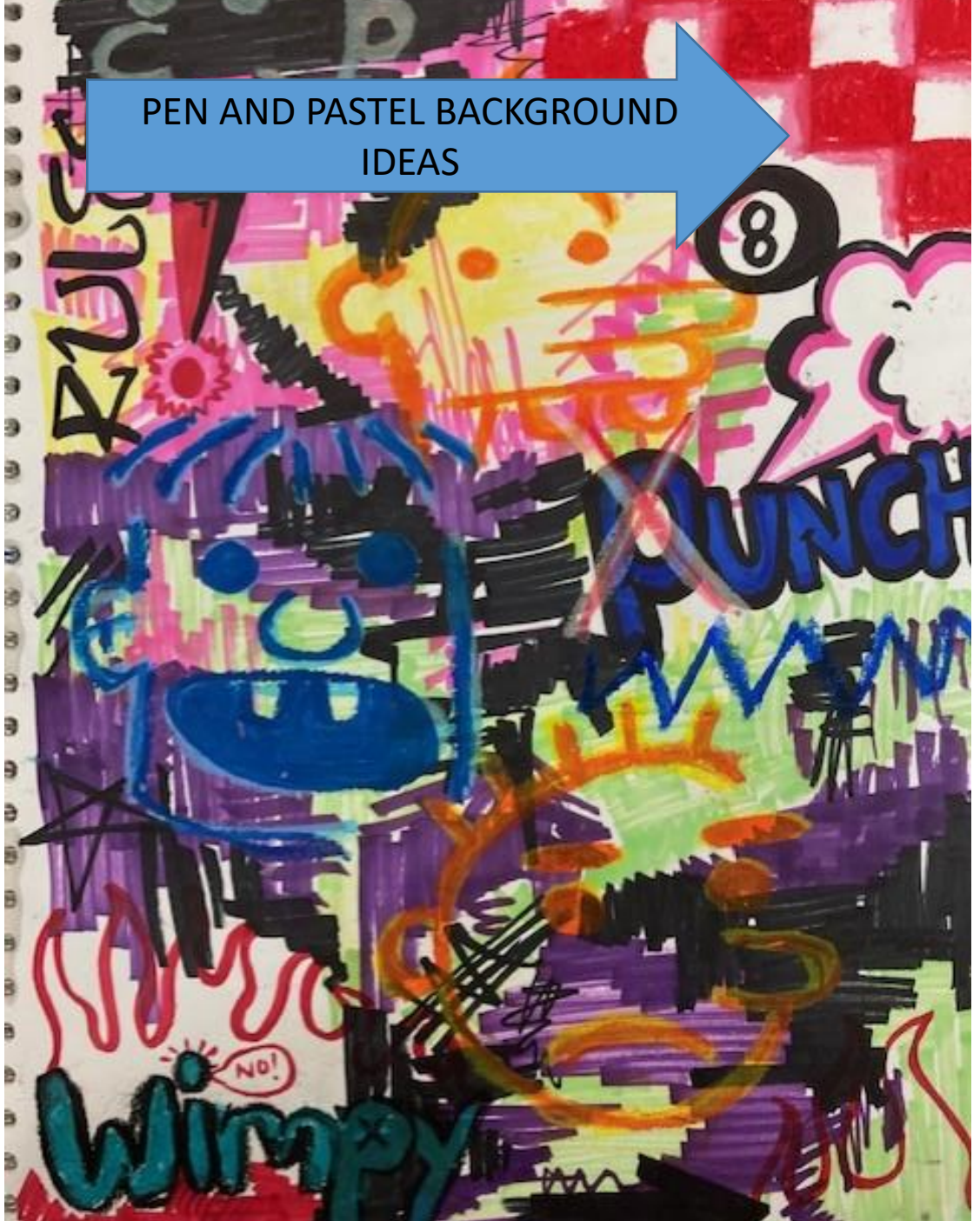
This is an album cover of one of my favorite artists 'Jannabi'

Here I used alcohol markers I think the eyes look the best since it almost blends with the other shades of blue and grey. I would improve the hair by almost layering the markers when it's still quite

DIGITAL ART USING THE RESEARCH




PEN AND PASTEL BACKGROUND IDEAS





Sketchy ideas to help with the final layout



Graffiti ideas in paint and pastel



A piece made from:

Spray paint

Oil pastel

Acrylic paint

Collaged papers

Things included from the research:

Patterns

Backgrounds

Signs (road and safety signs)

Text ideas

Drips

Characters

Stencils

Crowns and arrows

And the final piece! 😊

Task:

Strengthen your development in your sketchbook.

Try one or more of the following:

- ❑ Try a different composition/layout idea linking to your research
- ❑ Show how you are piecing different ideas together.
- ❑ Take photographs in the style of your chosen artist
- ❑ Create a digital piece of work based on a drawing/photograph you've already started
- ❑ Create a new piece using a new colour palette.
- ❑ Check your book for annotations. Is it clear where your ideas have come from? Write short annotations to explain your ideas and how it links to your theme and research.

