



St Mary's Catholic School

Parent and Carer Information Session



Preparing for Year 13 Mock Examinations



Mr Turnbull
Assistant Headteacher



Miss Durham
Head of Year



Outline Of the Session

Purpose and Aims

Study Leave

Examination Logistics

Revision and Preparation

Follow-Up





Key Dates of Year 13

November 11th – November 29th : Year 13 Mock Examinations 1

December 9th : Parents Evening

Wb December 16th : Achievement 1 Summary and Parents Evening

March 10th – March 21st : Year 13 Mock Examinations 2

Wb March 24th : Achievement 2 Summary

May 2025 : All NEAs and Coursework Submitted to Examination Boards

May 9th : Leavers Liturgy and Celebrations

May 9th : Study Leave

May 12th – June 23rd : A-Level and BTEC Examinations

June 26th : Year 13 Prom

August 14th : Results Day





Examinations

The Year 13 Mock Examinations which take place in from Monday November 11th until Friday November 29th, and will be an important part of Year 13.

Completing these mock examinations allow:

Students be aware of the standards and expectations of protocols in external examinations.

Students to review how to prepare for examinations effectively.

Students to consider their areas of strength and development in a subject.

Students an understanding of what the external examinations will be like in structure and content.

Students to understand the stresses of an examination period.

Teachers the opportunity to review areas of strength and developments for students to provide bespoke support moving forward.



Examinations

The Year 13 Mock Examinations which take place in from Monday November 11th until Friday November 29th, and will be an important part of Year 13.


These mock examinations will **not**:


Form predicted grades for students for UCAS and employment applications.

Lead to course changes for the students.

Follow the exact format of the summer examination timetable.

Examine students on concepts yet to be covered in lessons.





Study Leave

During Year 13 Mock Examinations, students will be granted the privilege of Study Leave.

For students who study vocational courses (and subjects will no examination in the mock examination period) – students attend school as normal.

For students who study A-Level courses only – students only need to present for the examinations.

For students who study a mix of vocational and A level courses:

There is no need to attend lessons:

The afternoon before an exam the next morning

The morning before an afternoon exam

Students who study vocational courses are expected to be in for the entire session in which they have a lesson.

Whilst in school, students should be following the Sixth Form Dress Code.



Examination Logistics

Before the Examination

Students should meet at the Sixth Form Café before each examination.

8:50 am for morning exams

1:15 pm for afternoon exams

Students do not need to register but should swipe in to school with their Sixth Form ID Card. This is very important for our safeguarding procedures.

A member of staff will collect students.

Travel quietly through the school so not to disturb lessons.


Bags, mobile phones, wrist watches and smart watches placed in lockers.

These items are not allowed into the examination room.

No bits of paper in pockets or any writing on hands,

Go to the toilet before going to the examination room.

Whilst in school, students should be following the Sixth Form Dress Code.





Examination Logistics

Examination Equipment

For the mock examinations, the same JCQ procedures will be followed at all times.

All pencil cases must be transparent.

Water bottles must be transparent and no labels.

No bits of paper in pockets or any writing on hands.

You should have a black pen, pencil and rubber for each examination.

Bring specialist equipment:

Calculator

Ruler

Compass

Highlighter

Correcting fluid is not allowed.

It is the student's responsibility to bring this equipment.





Examination Logistics

Examination Timetable

Students will be issued with a paper copy of the timetable by the end of next week.
An electronic copy will be placed on Teams.
It is the student's responsibility to check this information.

The examination timetable has been created to spread out subject / similar subjects examinations and minimise clashes for students.

If there is an examination clash, the students must make the Sixth Form Pastoral Team aware.





Students are overconfident on what they have learnt, revised and remembered.

Students struggle to manage time effectively.

Students struggle to use technology appropriately.

Students apply correct revision techniques badly.

What are the main hurdles students face when it comes to revising?

Students tend to cram near the time of their examinations.

Students can work out whether they have understood something correctly.


Students do not know how to revise.



Examination Preparation

For the Year 13 Mock Examinations, students will be issued with an Information, Advice and Guidance Booklet.

It contains detailed information, advice and guidance from subject teachers for each subject.



St Mary's Catholic School


**Year 13 Mock Exams:
Information and Guidance**



Examination Preparation

For the Year 13 Mock Examinations, students will be issued with an Information, Advice and Guidance Booklet.

In their lessons subject teachers will take students through the guidance. It is essential that students refer to this information in planning out revision, and regularly during the revision period, to enable them to prepare effectively.

 St Mary's Catholic School Information and Guidance for Year 13 Students English Literature	
Teachers: Mrs Clough and Miss Hornsby	
Title of the exams Paper 1: Elements of Tragedy Paper 2: Elements of Crime	Which content/ topics should I revise? <ul style="list-style-type: none">• King Lear• Richard II (all scenes studied so far)• How to approach unseen extracts for paper 2• The Murder of Roger Ackroyd• Crabbe, Browning and Wilde's poetry
Date of exams See timetable	
Length of exams Paper 1: 2 hours and 30 minutes Paper 2: 2 hours	
Format of the exams Paper 1: This is a closed book exam. Section a) extract from King Lear – explore tragic elements Section b) traditional essay on King Lear Section c) essay on Richard II Paper 2: This is an open book exam. Section a) unseen extract from a crime text No section B Section c) element/s of crime applied to The Murder of Roger Ackroyd or poetry	What should I use to revise? (Use this as a checklist to ensure you have all the revision materials) <ul style="list-style-type: none">• Set texts• Knowledge Organisers• Notes in books and feedback on essays• Re-read each of the set texts• Watch a version of King Lear/Richard II to revise dramatic method• Complete at least 2 extract style questions on King Lear as full answers or detailed mind-maps.• Complete at least 1 traditional essay on King Lear/Richard II as full answers or detailed mind-maps• Revise the roles of individual characters in King Lear/Richard II and learn key quotations from each text• Identify key tragic elements and bullet point key ideas and text references that are relevant to the tragic element.• Revise all notes and annotations from all crime texts• Revise notes on Ackroyd/Poetry and related crime elements linking quotations to key elements of crime• Re-visit unseen essays, and redo sections building on feedback from your teacher.



Examination Preparation

Before Study Leave

For students to get the most out of the mock examinations, they should prepare thoroughly for the examinations.

Overview

Organise schedule according to timetable.

Prioritise subjects in chronological order.

Do not revise exam to exam.

Topic areas


Covering every base for each exam is not possible.


Prioritise what areas to revise based on previous feedback.

Categorise topic areas into different levels.

Prioritise amber topic areas first – this is where you can make the biggest difference.

Limited focus on green and red topic areas.





Examination Preparation

During Non-School Days Before the Exams

Overview

Use revision time effectively.

Do not leave revision until study leave starts.

Show the self-discipline to prepare independently.

Routine

Treat every day as a working day.

Try to work the same hours as you would during the school day.

Plan each day with revision activities each with goals and aims.

How much time?

2-3 hours in the morning

2-3 hours in the afternoon

1-2 hours in the evening

Ensure you have downtime before going to sleep.

Working late is counterproductive.

Finish no later than 9:30 pm.





Examination Preparation

During Non-School Days Before the Exams

Impossible cover everything.
Be realistic about what is achievable.
Make small gains: Focus on specific topics.
Small gains will boost confidence.
Exam schedule spread out.
No such thing as perfection.
Look forwards not backwards.
Stay positive and be kind to yourself.





Advice

For students

Create a study schedule
Review notes
Practice with past papers
Get organised
Use mnemonic devices
Study with a group





Advice

For students

Take breaks
Stay healthy
Identify your strengths and weaknesses
Start early





Advice

For parents and carers

Create a supportive home environment.

Encourage time management and effective study habits.

Help them stay motivated and focused.

Provide emotional support.





Advice

For parents and carers

Help them plan a realistic study timetable.

Encourage breaks to avoid burnout.

Ensure they balance study with relaxation.

Help them maintain a regular sleep routine, especially before exams.





Advice

For parents and carers

Encourage your child to seek feedback on their mock exams.

Use the mocks as a learning tool rather than a source of pressure.

Help them reflect on their results and set goals for improvement.

Remind them that effort is key, not perfection.





Follow-Up

The Year 13 Mock Examinations will be used as a tool for students to reflect on their performance in the assessments.

All mock examinations will be reviewed by subjects' teachers in the weeks following the mock examinations.

Students should identify areas of strength from the mock examinations.

Students should identify areas to improve upon from the mock examinations – this should include topics and examination technique.

Students should base revision and preparation for future examinations on the feedback from these examinations.

Subject teachers will use the examination performance to help inform future intervention and preparation for the summer examinations.



Support

The Year 13 Mock Examinations can be a stressful time for students.

Students can see any member of the Sixth Form Pastoral Team or their Form Tutor if they are worried or concerned.

Students can see their subject teachers if they require further help and support with work in individual subjects.

Students will have a talk on mental health and positive strategies from the school nurse before the mock examinations, along with a follow-up drop-in session.

Students have access to our Sixth Form Library which includes a well-being section.

Students have access to the Sixth Form Area from 8.00 am until 5.45 pm each school day to revise and prepare for examinations.

Whilst in school, students should be following the Sixth Form Dress Code.



Thank You

Thank you so much for attending this 'Sixth Form Parent and Carer Information Session' exploring how your child can prepare for Year 13 Mock Examinations. We really hope that the information shared has been helpful and informative.

If you do have any questions, please feel free to contact school anytime or pose a question in the chat facility. Please ensure questions do not mention any students or staff by name.

If you have a question regarding this important time for your child, please contact school. We are here to help. Thank you for your continued support.