

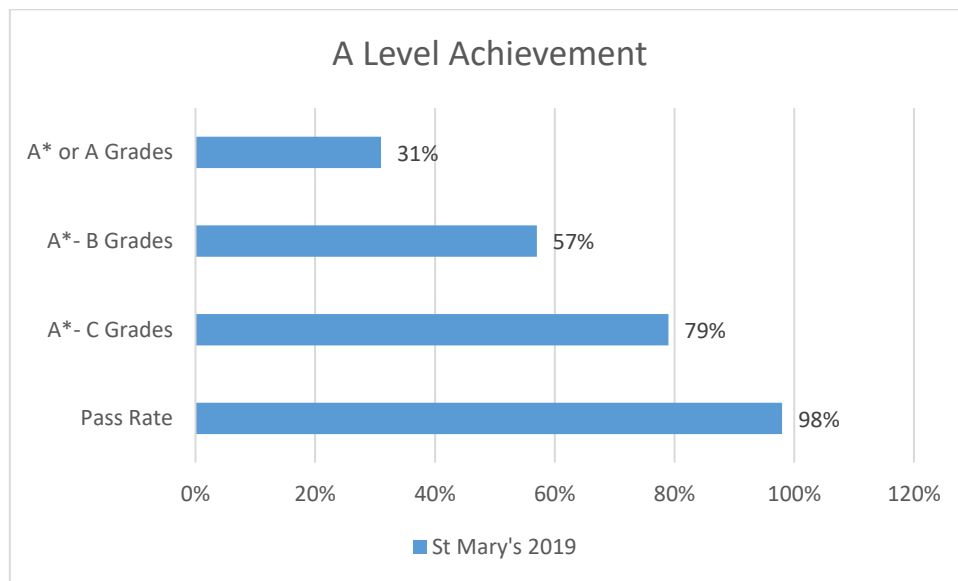


Achievement in 2019

This is last year in which results were based on external examinations, the traditional way that school performance is measured.


A level and Level 3 vocational subjects

In 2019, we celebrated a 98% pass rate in A Level courses in the Sixth Form, with 79% of students gaining A*-C grades and over 57% achieving A*-B. Highly impressively, over 31% of grades awarded in 2019 were A*-A. Our average grade across all A level subjects was B-, slightly higher than the national average of C+. In vocational subjects, 100% of students achieved a Merit or above, with 65% gaining a Distinction or above. In fact, the average grade in vocational subjects was Distinction-, compared to the national average of Merit+.



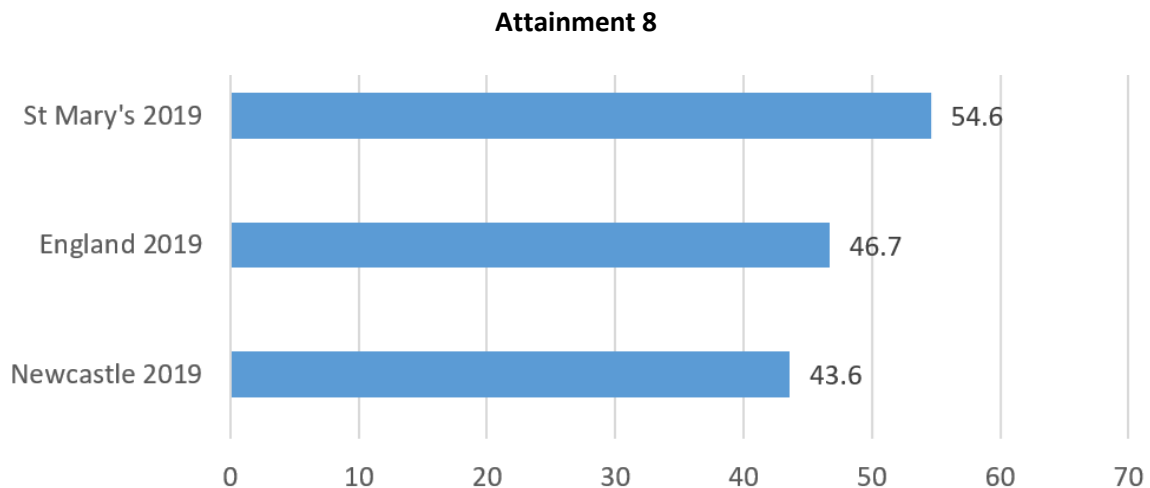
GCSE and Level 2 vocational (2019)

In 2019, over 80% of students achieved Grade 4 or above in English and maths combined, with 65% achieving Grade 5 or above. In fact, 29% of all grades in GCSE English and Maths were Grade 7 or above. As the table below shows, we are well above both local authority and national averages when it comes to the key measure of English and maths.

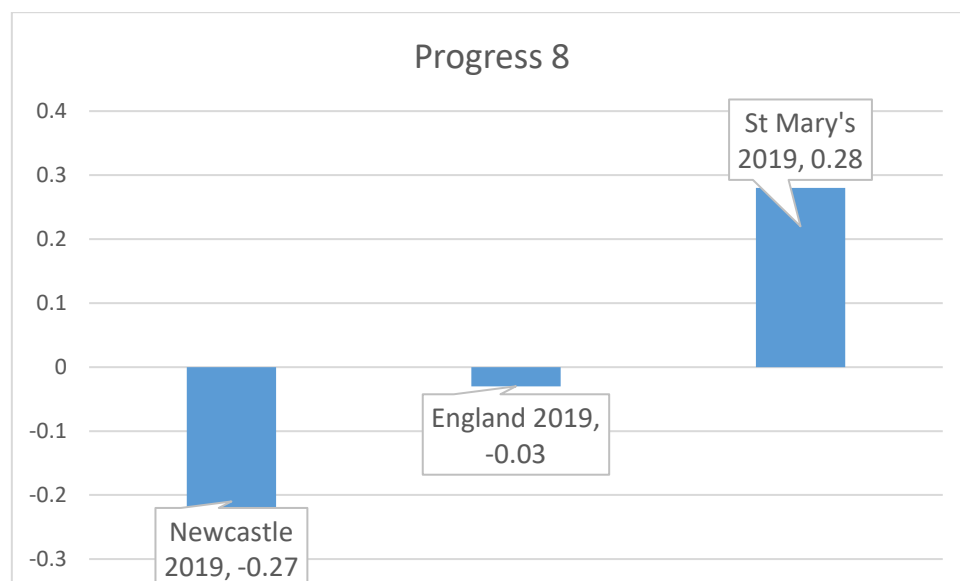




In other GCSE subjects, our results were excellent. In Science, 57% of all grades were grade 5 or above, with 45% of all grades in the separate sciences at Grade 7 or above. Results in Humanities (Geography and History) and Modern Foreign Languages were equally impressive, with 75% all grades 4+, and 68% and 60% respectively at Grade 5 or above. In Religious Education, 85% of grades achieved were 4+ and 74% 5+. In total, 83% of all grades were Grade 4 or above, 85% Grade 5 or above and 32% Grade 7 or above. With a Level 2 pass rate of 84%, vocational subjects were also very successful. In fact, 26% of all vocational grades were Distinctions or above. The table below shows the average Attainment 8 score for pupils. This measures the achievement of pupils across eight subjects and demonstrates that our attainment is well above national and local authority averages.



Students at St Mary's make excellent progress. The Progress 8 benchmark measures how much progress pupils make from the end of Year 6 to the end of Year 11 across eight subjects in comparison to all pupils across England with similar results. In 2019, our score was 0.28. That means that pupils scored on average nearly a third of a grade higher than expected across eight subjects, which is well above the national average of -0.03. In English and in Humanities, pupils achieved, on average, half a grade higher than expected.





Our results in EBacc subjects (English, Maths, Science, Humanities and Modern Foreign Languages) are well above national averages. In 2019, 55% of the Year 11 cohort secured Grade 4+ in all these subjects and 38% Grade 5+, compared to 25% and 17% respectively across all schools in England, as the table below shows. In fact, the average grade for students doing EBacc subjects was over a full grade higher than the national figure.

